

2021



2021

2022-027

2022 03

) — (

10

1.20

— **1,013,220,296**

0

10

0

.....
.....
.....
.....
.....
.....
.....
.....
.....
.....
.....

2021

—

			300682
			Longshine Technology Group Co., Ltd.
			LONGSHINE
		90	B 10 11
			214000
		90	B 10 11
			214000
			http://www.longshine.com/
			ir@longshine.com

	18	8
	010-82430973	010-82430973
	010-82430999	010-82430999
	ir@longshine.com	ir@longshine.com

	7	A 26

	48		2021 1 6 2023
	21		12 31

	2021	2020		2019
	4,639,449,467.87	3,386,979,761.83	36.98%	2,968,330,140.42
	846,881,629.38	707,097,839.17	19.77%	1,020,167,786.95
	722,679,685.74	583,594,707.15	23.83%	405,660,848.62
	163,851,943.65	388,171,710.57	-57.79%	559,833,505.69
/	0.83	0.71	16.90%	1.19
/	0.81	0.70	15.71%	1.18
	14.52%	14.13%	0.39%	31.16%
	2021	2020		2019
	8,849,787,273.48	7,738,673,953.42	14.36%	5,925,670,115.77
	6,405,957,775.70	5,535,383,023.37	15.73%	4,639,018,773.41

	0.00
	0.00
/	0.8162

	600,653,776.68	706,573,934.95	874,559,380.05	2,457,662,376.19
	49,106,553.59	69,242,019.91	66,301,083.52	662,231,972.36
	44,745,025.75	43,191,954.46	63,503,976.44	571,238,729.09
	-215,336,068.60	-154,462,868.37	27,329,155.85	506,321,724.77

1

2

	2021	2020	2019	
	8,058,603.89	-1,328.52	-898.93	
	112,015,005.28	159,193,144.73	102,701,376.46	

9

	-273,243.06	-36,681.94	2,031,747.57	
			109,579,163.42	
	-625,143.43	-362,589.22	1,977,152.60	
	25,223,201.44		499,885,773.84	
	-3,816,464.75	-13,129,769.56	-990,922.68	
	-1,040,947.91		-862,584.19	
—	12,179,636.27	17,343,713.57	12,430,564.84	
	3,159,431.55	4,815,929.90	87,383,304.92	
	124,201,943.64	123,503,132.02	614,506,938.33	--

—

1 —

			2011 10 13 [2011]100	13%
		2019 4 1	16%	
	1,512,608.93		3%	

OSI

21

3 —

2020 9 22

—“

2030

2060

”

“ ”

—2021

2030

“1+N”

2022 3

“

”

“

”

“

”

2021

“ ”

2021 10

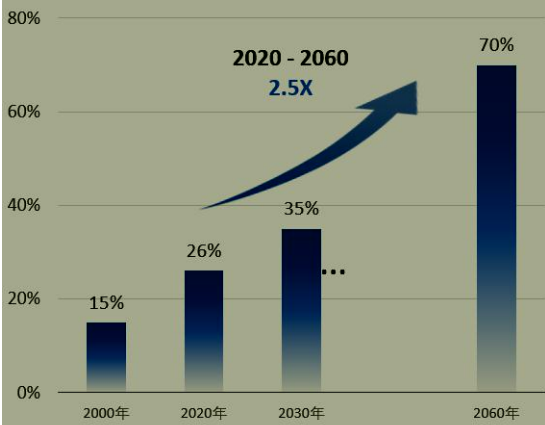
20%

2022 1

2025

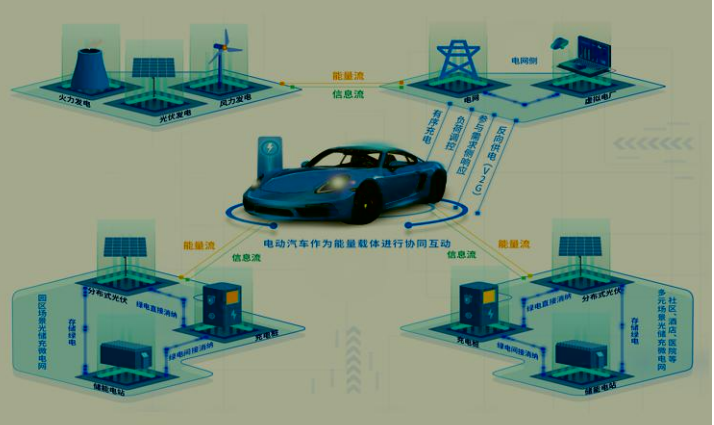
2030

我国电能占终端能源消费比重



数据来源：《中国2060年前碳中和研究报告》— 全球能源互联网发展合作组织

能源互联网的典型场景



B2B2C

“

+

”

APP



1

—

25

22

/

/

2.7

SaaS

1

2021

2.0 2

3

270

400

2

—

1 2013

“ . . . ”

400+

5300+

3.5 +

1,300 2

“ ”

/

“ / ”

“

”

2021

“ ”

400

32

210

63,000

“ ”

1

“ ”

AI

“

”

2015

“

”

15,000

10GW

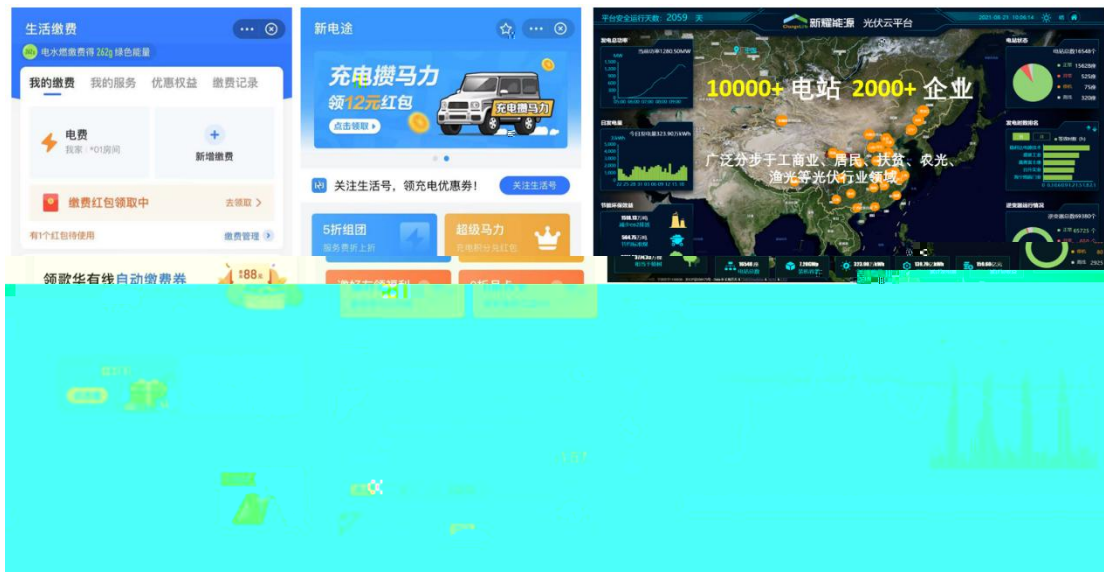
164 kWh

1,782

2

BSE

15%



“ ”+“ ”

2021

	349,677,371.31	7.54%	274,218,371.80	8.10%	27.52%
	324,481,691.99	6.99%	202,933,719.29	5.99%	59.90%
	301,707,910.18	6.50%	167,479,483.77	4.94%	80.15%
	7,125,478.05	0.16%	4,242,472.39	0.13%	67.96%
	4,639,449,467.87	100.00%	3,386,979,761.83	100.00%	36.98%

3 —

—

	2021				2020			
	600,653,776.68	706,573,934.95	874,559,380.05	2,457,662,376.19	371,479,504.00	486,534,733.68	577,024,750.81	1,951,940,773.34
	49,106,553.59	69,242,019.91	66,301,083.52	662,231,972.36	34,839,447.76	46,728,998.41	54,154,782.29	571,374,613.71

2

10%

3 —

—

	2,371,238,139.94	1,328,511,022.91	43.97%	34.99%	43.90%	-3.47%	
	848,067,473.53	400,290,719.74	52.80%	43.58%	84.26%	-10.42%	
	1,420,143,854.40	896,417,848.82	36.88%	36.60%	29.29%	3.57%	
	1,016,508,162.35	390,082,733.50	61.63%	23.21%	47.36%	-6.28%	
	2,548,604,560.65	1,369,958,259.09	46.25%	34.97%	44.40%	-3.51%	
	850,293,193.29	692,335,195.41	18.58%	54.39%	30.95%	14.58%	

5.87%	54.12%	-5.98%
7.83%	47.51%	-7.90%

300 20

2021

	26,749,746.40	1.02%	8,820,731.17	0.48%	203.26%
	14,905,600.69	0.57%	12,757,501.53	0.70%	16.84%
	13,634,853.36	0.52%	5,519,847.99	0.30%	147.02%
	10,181,446.72	0.39%	5,143,289.86	0.28%	97.96%
	9,917,168.42	0.38%	8,403,047.07	0.46%	18.02%

6

7

8

	3,096,720,933.90
	66.75%
	16.84%

5

1	1	1,380,980,572.93	29.77%
2	2	848,380,032.85	18.29%
3	3	413,921,513.28	8.92%
4	4	367,551,262.77	7.92%
5	5	85,887,552.07	1.85%
	--	3,096,720,933.90	66.75%

	551,232,089.18
	27.38%
	3.16%

--	--

5

1	1	215,009,841.79	10.68%
2	2	130,811,313.49	6.50%
3	3	83,748,129.00	4.16%
4	4	63,591,143.55	3.16%
5	5	58,071,661.35	2.88%
	--	551,232,089.18	27.38%

3

—

	2021	2020		
	313,589,770.40	234,507,834.09	33.72%	
	353,889,058.35	316,584,619.49	11.78%	
	-7,358,215.78	-44,605,349.61	83.50%	2020 12
	572,294,155.07	363,416,581.06	57.48%	

4

		Janus Cauchy		

			1 2 3	1 2
			QA	

			100	
2021				
			2021 90+ 90% 600	
			2021 45	

2021

SC

2021

--	--	--	--

3 —

	2,402,583.34		98%
	9,985,428.78	MES	99%

5

	2021	2020	
	4,085,760,357.29	3,269,556,105.44	24.96%
	3,921,908,413.64	2,881,384,394.87	36.11%
	163,851,943.65	388,171,710.57	-57.79%
	177,485,137.54	246,896,605.01	-28.11%
	480,198,491.80	1,585,225,107.11	-69.71%
	-302,713,354.26	-1,338,328,502.10	77.38%
	305,000,278.01	856,865,129.50	-64.41%
	392,561,633.32	140,794,689.4	

657.791

2021

77.38%
 64.41% 7.88
 178.82%

16,385.19 84,186.88
 9,965.91 12,644.45 87,529.06

	26,364,622.01	2.99%		
	-1,067,819.33	-0.12%		
	-17,291,532.19	-1.96%		
	518,695.46	0.06%		
	5,257,402.00	0.60%		
	112,696,298.33	12.78%		

1

	2021		2021			
	1,966,494,31 8.15	22.22%	2,218,397,95 8.11	28.67%	-6.45%	
	2,070,847,46 0.89	23.40%	1,641,842,67 7.78	21.22%	2.18%	

2021

	91,621,604.2 9	1.04%	132,426,682. 17	1.71%	-0.67%	
	528,783,710. 58	5.98%	667,910,669. 88	8.63%	-2.65%	
	45,856,258.3 5	0.52%	22,897,304.3 5	0.30%	0.22%	

2

—

1.	152,481,5 04.69	-1,074,659. 53			236,266,565. 55	137,000,00 0.00	6,000,00 0.00	256,673,410. 71
4.	378,056,7 00.00		-120,558,656 .51					226,938,600. 00
	530,538,2 04.69	-1,074,659. 53	-120,558,656 .51		236,266,565. 55	137,000,00 0.00	6,000,00 0.00	483,612,010. 71
	530,538,2 04.69	-1,074,659. 53	-120,558,656 .51		236,266,565. 55	137,000,00 0.00	6,000,00 0.00	483,612,010. 71
	2,490,131. 07	6,840.20			1,500,000.00		-244,426. 42	3,738,864.45

—
—

3

--	--	--

2021

		--

—

—

2021 01 22

315,000,000.00

220,966,669.30

32,782,327.74 (34,327,044.72)

2021 12 31

14,000,000.00

26,820,600.00

1

480,198,491.80	1,585,225,107.11	-69.71%

2

—

			50,000.00	24.18%						0.00	-7,500,798.4			

			00.0 0								4			
(
	--	--	50,0 00,0 00,0 0	--	--	--	--	--	--	0.00	-7,500 ,798.4 4	--	--	--

3

					135,93 9,399. 67	220,96 6,669. 30		56.92 %	518,4 40,00 0.00	0.00				
	--	--	--		135,93 9,399. 67	220,96 6,669. 30	--	--	518,4 40,00 0.00	0.00	--	--	--	

—

								0.00	
								0.00	
									--

a) —

b) —

c)

—

d)

—

e)

—

f)

—

g)

—

00

h)

—

i)

—

j)

—

k)

—

l)

—

m)

—

00

n)

5

1

—

2020		80,000	19,859.2 1	42,871.5 1	0	0	0.00%	35,962.6 4	1.9	0
	--	80,000	19,859.2 1	42,871.5 1	0	0	0.00%	35,962.6 4	--	0
2021 12 31										
428,715,038.98			2021			198,592,038.41				
186,693,822.86			190,000,000.00			359,626,458.38				
						, 3,306,177.14				

2

—

	()		(1)		(2)	(3) (2)/(1)				
1.		31,328.5	31,328.5	10,149	11,017.2	35.17%	2023	0	0	

				.97	7		12 31				
2.		25,707.2	25,707.2	9,709. 24	10,055.7 9	39.12%	2023 12 31	0	0		
3.		22,964.3	21,798.4 5		21,798.4 5	100.00%	2023 12 31	0	0		
	--	80,000	78,834.1 5	19,859 .21	42,871.5 1	--	--	0	0	--	--
	--	80,000	78,834.1 5	19,859 .21	42,871.5 1	--	--	0	0	--	--

	1.9

3

1

2

35

10%

—

			5000	1,173,139, 166.54	867,664,15 8.60	848,067,47 3.53	224,481,21 6.96	229,670,12 7.34
			17548.885 7	2,303,918, 228.57	2,023,525, 743.25	1,420,143, 854.40	420,726,54 4.63	372,500,55 5.60



1

“ ”

+

“ + ”

B2B2C

“ + ”

1
2021

2022

“ ” “ ” “ ” “ ” “ ”

”

“ ”

“ + ”

“

+ ”

“ + ”

2

+

+

10

APP

2021-2035

2025

20%

2021 12

20% 2021

784

2021

“ ” “ ”

2022
Know How

“ ”

+

2 2022

2022

—

1

2.0

2022

25%

2

“ ”

+

“ ”

GMV

10%

3

4 2022

3

1

50%

25						www.cninfo.com.cn " "
2021 03 31					2020	www.cninfo.com.cn " "
2021 04 22						www.cninfo.com.cn " "
2021 08 27					2021	www.cninfo.com.cn " "
2021 09 01					2021	www.cninfo.com.cn " "
2021 09 13						www.cninfo.com.cn " "
2021 10 08						www.cninfo.com.cn " "
2021 10 29					2021	www.cninfo.com.cn " "
2021 12 01						www.cninfo.com.cn " "

1

2

3

8

3

1

1

4

3

1

5

6

7

1

2021		72.13%	2021 01 05	2021 01 05	2021 — 2021-001
2021		72.07%	2021 02 22	2021 02 22	2021 — 2021-023
2020		58.19%	2021 04 20	2021 04 20	2020 —2021-046

2

1

				58	2013 12 13	2022 12 26	38,286 ,207	0	0	0	38,286 ,207	
				60	2018 04 26	2022 12 26	3,260, 000	0	500,70 0	0	2,759, 300	
				59	2013 12 13	2022 12 26	0	0	0	0	0	
				49	2013 12 13	2022 12 26	1,920, 000	0	0	0	1,920, 000	
				45	2015 04 08	2022 12 26	0	0	0	0	0	
				61	2019 07 22	2022 12 26	0	0	0	0	0	
				48	2015	2022	0	0	0	0	0	

					04 08	12 26							
				40	2019 12 27	2022 12 26	0	0	0	0	0		
				50	2013 12 13	2022 12 26	1,926, 650	0	0	0	1,926, 650		
				53	2016 12 26	2022 12 26	720,00 0	0	0	0	720,00 0		
				58	2018 07 02	2022 12 26	0	0	0	0	0		
				57	2017 12 21	2022 12 26	0	0	0	0	0		
				46	2016 12 14	2022 12 26	0	0	0	0	0		
				50	2019 12 27	2022 12 26	0	0	0	0	0		
				48	2019 12 27	2022 12 26	171,35 0	0	0	0	171,35 0		
	--	--	--	--	--	--	46,284 ,207	0	500,70 0	0	45,783 ,507	--	--

2021

2

8

—

1964

1989

1989 1996

1996

1962

2018 4

1963

1987 1996

1996

1973

MBA 1998 2010

2011

2013 7

1974

2011 2013

2013 2014

2014 2016

2015 2016

2016 10

1982

2017

2014

3

3

—

1964

1996 5

2009 2018

2018 7

1965

CDC

1999

2012

2020 6

2017 12

1976 6

1998 2002

2002

2010

2010

HRBP 2013

HRBP 2016 12


2021

“ ”
“ ”

W2 Networks, 1972 Fastmobile 2008 2010 1996 2008 World Wide Packets, Lucent, 2010

1998 2009 1972 2009 2010 1994 1998
2010 2012 2012 9 2013 12

2000 1969 2000 2001 1992 1999 1999
2002 2001 2002



2021

3

—

			58		123.02	
			60		168.32	
			59		133.35	
			49		133.72	
			45		0	
			48		11.82	
			61		11.82	
			40		11.82	
			50		133.35	
			53		81.82	
			50		92	
			48		127.29	
			46		31.93	
			59		0	
			57		32.48	

	--	--	--	--	1,092.74	--
--	----	----	----	----	----------	----

1

	2021 01 28	2021 01 28	
	2021 02 03	2021 02 03	
	2021 02 05	2021 02 06	2021
	2021 03 30	2021 03 31	<2020 > <2020 > <2020 > <2020 > <2020 > 2020 2020 2021 <2020 > < > 2021 2021

			<p><2020</p> <p>></p> <p>2020</p> <p>2020</p> <p><</p> <p>></p> <p><</p> <p>></p> <p><</p> <p>></p> <p>2018</p> <p>2020</p>
	2021 04 28	2021 04 29	<p><2021</p> <p>></p> <p>2018</p>
	2021 06 25	2021 06 25	
	2021 07 23	2021 07 23	
	2021 08 09	2021 08 09	<p>2020</p> <p>2018</p> <p>2020</p> <p>2018</p>

2021

	2021 08 26	2021 08 27	2021 <2021 >
	2021 09 24	2021 09 25	
	2021 10 25	2021 10 25	
	2021 10 28	2021 10 29	2021 2018 2018 2020
	2021 11 12	2021 11 12	
	2021 11 23	2021 11 23	2018 2018 < >
	2021 12 03	2021 12 03	
	2021 12 24	2021 12 24	
	2021 12 31	2022 01 01	

2021

			2022
--	--	--	------

2

	17	10	7	0	0		3
	17	10	7	0	0		3
	17	10	7	0	0		3
	17	10	7	0	0		3
	17	0	17	0	0		0
	17	2	15	0	0		1
	17	1	16	0	0		0
	17	2	15	0	0		1

3

4

			2021 03 19	<2020 > <2020 > 2021 2020 2021			
			2021 04 21	2021 2021			
		5	2021 08 16	2021 1 1 2021 6 30 2021 2021			
			2021 10 22	2021 1 1 2021 9 30 2021			
			2021 12 24	2021			
		5	2021 01 28	2018			

			<p>2021 03 2020 19 2021</p>
			<p>2021 08 2020 02</p>
			<p>2018 2021 10 22 2020</p>
			<p>2018 2021 11 16</p>
		0	
		0	

1

	2,880
	3,140
	6,020
	6,020
	4
	0
	477
	5,097
	78
	368
	6,020
	4,374
	361
	8
	1,2,

4

—

—	
—	
—	
—	

2021

—	
—	

10	0
10	1.20
10	0
	1,037,653,106
	124,518,372.72
	107,380,201.91
	231,898,574.63
	462,055,897.30
	100.00%

20

()	2021		
846,881,629.38	2,780,380,603.59	2021	513,395,441.44
1,379,502,321.09			
462,055,897.30			
2022 3 24			1,037,653,106
10 1.2		124,518,372.72	
	9 —		
2021 4 6			7,910,010
15.06 /	12.28 /	107,380,201.91	
2021	231,898,574.63		

505'

1

2018

2018 9 3

2018

<

2018

>

—

1

489

—

1

2

3 /

2

A

3

15,003,371

416,760,300

2021

5 10 2018

		0	0	0	0	0	0	37.03	1,200,000	0	5.400	600,000	600,000
		0	0	0	0	0	0	37.03	120,000	0	5.246	120,000	0
		0	0	0	0	0	0	37.03	150,000	0	9.13	45,000	105,000
		0	0	0	0	0	0	37.03	1,200,000	0	5.400	600,000	600,000
		0	0	0	0	0	0	37.03	500,000	0	9.13	150,000	350,000
		0	0	0	0	0	0	37.03	900,000	0	5.246	900,000	0
		0	0	0	0	0	0	37.03	60,000	0	5.246	60,000	0
	--	0	0	0	0	--	0	--	4,130,000	0	--	2,475,000	1,655,000

2

3

		3	—	
2021			130,357,949.23	124,502,480.56
	5,855,468.67		77,158,870.15	59.19%

1

2

1

	2022 03 25	
	http://www.cninfo.com.cn	
		100.00%
		100.00%
	—	
	1.	—
	2.	1.
	3.	2.
	4.	3.
	5.	4.
	6.	5.
	—	—
	—	—
	—	—
	1.	—
	2.	1.
	—	0.5%
	1.	0.5%
	2.	5%
	—	—
	1.	0.25%
	2.	0.5%
	5%	0.5%
	—	1.5%
	—	5%

2021

	1. 0.25%	—
	2. 1.5%	1. 0.25%
		2. 1.5%
		0
		0
		0
		0

2

■ ESG情報

2021

ESG

1

			1 /			
			36			
			/			
		2	20	6		
			6		/	
					6	2019
		3		/		06
						24
		4		/		
			/			
					5	
					/	
		1	/			
				/		
		"	"	12		2019
			/			06
						24
				36		36
				/		

			12 /			
			12			
			2 /			
			3 /			
			/			
		4				
			/			
		1 /		36		
		/		2		
		/		3	2019	
		/		,	06	36
				/	24	
			4			
			/			
		1			2018	
					12	36
				2018	31	
		2019	2020			
		2018 12 31		2021		

			2018	2019	2020			
			"	"				
			15,000	20,000	25,000			
			2018	12 31		2021		
			2021		31,900			
			"		"			
			2018	2019	2020			
			"	"	11,000	12,500		
			15,500		2018	12 31		
				2021	2021			
			20,000			"		
			"					
				2				
				"	"			
				"		"		
						—		
						—		
					=			
			-					
			—			=		
			"					
			/					
			/					
				/	—			
				12	/			
					/			
	;							
						15%		
							2020	
							08	24
							01	

			13 24			
			/			
			13 /			
			15% /			
	;		/			
	;		3 /			
			25%			
			7 12	18	6	
			12 2 /			
			6	6	20	
			6 /			
			/			
			/			
			/			
			"		1	
	Yue Qi Capital Limited		YUE QI 2020 11 18 2021 5 18	6	2020 11 18	6
			YUE QI			

2021



—

2017 7 19

2019 6 18

2



2018 01 01	2018 12 31	15,000	17,381.14
------------	------------	--------	-----------

<http://www.cninfo.com.cn>

2019 01 01

2019	01	2019	12		
01		31		12,500	20,692.87

31232.00

1

2018		2021 4 28	
21 — ()			
2021 <			
> ()			
[2021] 9) < 14			
> ([2021] 1)			
2021			
— 2021			
1 1			
2021			
2020			

2021

2022 6 30

2021

(a)

(i)

—

	2021 1 1
	39,129,351.01
	22,280,814.02
	16,848,536.99

(ii)

—

	2021 1 1
	13,779,344.00
	7,677,083.27
	6,102,260.73

() 2021 1 1

4.7%

	56,770,201.53	24,383,316.54
	53,735,485.58	22,991,273.12
—	(14,606,134.57)	(9,211,929.12)
	39,129,351.01	13,779,344.00

	438
	5
	5 1

871.76 42
15 0 2953.2 27

1

	(41,39 2.15	16.24 %	43,00 0					
)					36,75 5.13	19.69 %	50,00 0					
				--	--	78,14 7.28	--	93,00 0	--	--	--	--	--

2

3

4

5

6

7

2

3

2021

	2020 11 27	31,500	2020 12 16	31,500				8		
B1			0	B2						10,368.6
B3			31,500	B4						10,368.6
A1+B1+C1			0	A2+B2+C2						10,368.6
A3+B3+C3			31,500	A4+B4+C4						10,368.6
A4+B4+C4										1.62%
—										

3

1

			3,100	800	0	0
			3,100	800	0	0

2

4

1

—

	315,013 ,570	30.85%	0	0	0	-7,064,4 54	-7,064,4 54	307,94 9,116	29.45%
1	0	0.00%	0	0	0	0	0	0	0.00%
2	0	0.00%	0	0	0	0	0	0	0.00%
3	315,013 ,570	30.85%	0	0	0	-7,064,4 54	-7,064,4 54	307,94 9,116	29.45%
—	263,955 ,589	25.85%	0	0	0	0	0	263,95 5,589	25.25%
	51,057, 981	5.00%	0	0	0	-7,064,4 54	-7,064,4 54	43,993, 527	4.21%
4	0	0.00%	0	0	0	0	0	0	0.00%
—	0	0.00%	0	0	0	0	0	0	0.00%
	0	0.00%	0	0	0	0	0	0	0.00%
	706,262 ,156	69.15%	24,773, 740	0	0	6,536,1 54	31,309, 894	737,57 2,050	70.55%
1	706,262 ,156	69.15%	24,773, 740	0	0	6,536,1 54	31,309, 894	737,57 2,050	70.55%
2	0	0.00%	0	0	0	0	0	0	0.00%
3	0	0.00%	0	0	0	0	0	0	0.00%
4	0	0.00%	0	0	0	0	0	0	0.00%
	1,021,2 75,726	100.00 %	24,773, 740	0	0	-528,30 0	24,245, 440	1,045,5 21,166	100.00 %

2021

2021 3 15

2021 5 10

2021 6 15

2021 31

1

2021

1 2021 5 10 2018

2021 31 2021

2020 12 31

2021 31

2

—

	62,099,800	0	0	62,099,800		2022/6/24
	63,492,063	0	0	63,492,063		2022/6/24
	37,504,007	0	0	37,504,007		2022/6/24
	34,849,126	0	0	34,849,126		2022/6/24

	34,177,777	0	0	34,177,777		2022/6/24
	33,872,619	0	0	33,872,619		2022/6/24
	19,591,189	0	0	19,591,189		2022/6/24
	15,873,015	0	0	15,873,015		2022/6/24
2018	3,000,675	1,500,337	0	1,500,338	2018	2022 1 30 40%
2018	7,708,800	7,153,317	0	190,683	2018 364,800 2021 12	
2020	650,000	195,000	0	455,000	2020	2022 10 30 40% 2023 10 30 30%
	240,000	0	600,000	840,000		
	307,500	0	127,500	435,000		
	244,987	0	600,000	844,987		
	1,170,000	0	925,000	2,095,000		
	68,512	0	60,000	128,512		

2021

	314,850,070	8,848,654	2,312,500	307,949,116	--	--

1

2020								
		9.25	8,119,575	2021 09 17	8,119,575		www.cninfo.com.cn	2021 09 16

2

“ ”


3

1

	13,543		12,285		0		0		0
				9		9			
5%					10				
Yue Qi Capital Limited		14.36 %	150,144,840	0.00	0	150,144,840			
		12.09 %	126,402,660	0.00	0	126,402,660			65,350,000
		11.10 %	116,099,800	0.00	62,099,800	54,000,000			
		7.42%	77,592,940	71712694.00	0	77,592,940			
		6.07%	63,492,063	0.00	63,492,063	0			
		4.84%	50,640,120	0.00	0	50,640,120			22,725,333
		3.66%	38,286,2	0.00	37,504,0	782,20			

2021

		07		07	0
3.33%	34,849,1		0.00	34,849,1	0
	26			26	
3.27%	34,177,7		0.00	34,177,7	0
	77			77	
3.24%	33,872,6		0.00	33,872,6	0
	19			19	



10
4

		27,403,253		27,403,253
		11,435,263		11,435,263
		10,698,040		10,698,040
		8,018,864		8,018,864
		7,910,010		7,910,010
10	10			10
10				
5				

10 10

10 10

2

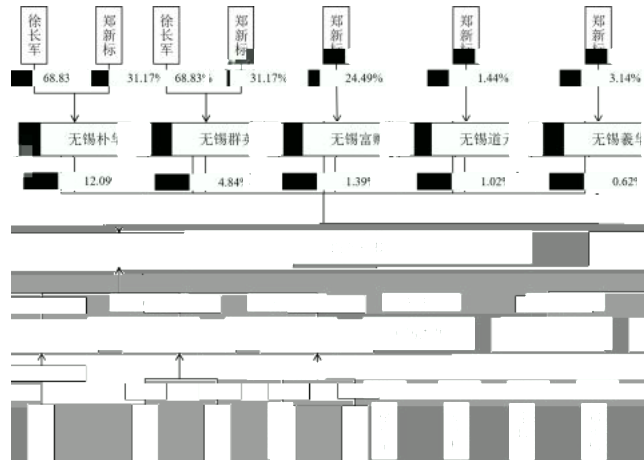
—
—

	/			
		2012 11 12	91320200058601116 6	
		2012 12 17	91320200058688039 C	

3

—
—

10			



4

80%

5

10%

90

2021



Yue Qi Capital Limited

2012 10 10 9,433i

1

“ 2020 1182 ” 2020 12 9 800.00
100 80,000
“ 2020 1275 ” 80,000 2021 1 6
“ ” “123083”
2020 12 15 2021 6 15
2026 12 8
1 2020 “ ” 15.45 / 2021 4 29
2 2020 “ ”
15.40 / 2021 9 17
3

2

							()	
	2021 6 15 2026 12 8	8,000,000	800,000,00 0.00	198,966,00 0.00	12,919,195	0.19%	601,034,00 0.00	75.13%

3

1				587,512	58,751,200.00	9.78%
2				427,877	42,787,700.00	7.12%
3				304,818	30,481,800.00	5.07%
4				221,433	22,143,300.00	3.68%
5				216,070	21,607,000.00	3.59%

2021

6			165,483	16,548,300.00	2.75%
7			149,782	14,978,200.00	2.49%
8			149,337	14,933,700.00	2.48%
9			145,390	14,539,000.00	2.42%
10			140,950	14,095,000.00	2.35%

4

5

2021 12 31 884,978.73 232,368.91 26.26%

2021 4 26 SDB[2021]008 2021

AA AA

: 0.30% 0.50% 1.00% 1.50% 1.80% 2.00% 110

10%

—

	3.89	3.77	3.18%
	26.26%	27.83%	-1.57%
	3.61	3.47	4.03%
	71,766.69	59,093.09	21.45%
EBITDA	42.90%	39.75%	3.15%
	36.64	532.33	-93.12%

	2022 03 25
	(2022) 10061

—

—

	—

	—

--	--

—

	141,188,371.21	167,207,795.92
	84,594,977.51	65,790,357.13
—		
		642,540.11
	300,175,654.77	269,331,876.23
	1,494,357,591.34	960,164,423.75
	35,322,705.80	24,706,298.03
	6,254,725,236.80	5,471,176,020.13
—		
	219,673,216.37	179,063,419.14
	226,938,600.00	378,056,700.00
	248,673,410.71	122,481,504.69
	73,028,704.53	58,751,993.30
	220,966,669.30	90,921,141.49
	65,948,029.69	
	81,320,163.29	70,805,948.35
	20,071,180.26	10,085,751.48
	1,335,979,160.72	1,289,577,568.86
	47,059,654.46	24,909,397.72
	55,403,247.35	38,844,508.26
		4,000,000.00

	9,330,080.17	7,070,868.41
	45,856,258.35	22,897,304.35
	1,064,299.58	1,580,569.58
	3,738,864.45	2,490,131.07
	714,384,297.47	701,949,543.29
	2,323,689,086.25	2,153,780,856.27
—		
	1,045,521,166.00	1,021,275,726.00
	92,115,531.82	122,609,412.20
—		
	2,524,457,671.81	2,181,666,118.18
—	120,591,889.78	65,334,625.00
	-108,502,790.86	27,503,499.14
	192,577,483.12	141,237,938.98
	2,780,380,603.59	2,106,424,953.87
	6,405,957,775.70	5,535,383,023.37
	120,140,411.53	49,510,073.78
	6,526,098,187.23	5,584,893,097.15
	8,849,787,273.48	7,738,673,953.42

—

—

—

2

—

	834,867,109.49	658,095,241.75
	7,621,262.73	12,196,977.61
	923,691,034.89	485,355,134.31
—		
	2,616,891.34	5,314,607.77
	1,074,003,166.56	712,687,893.92
	51,427.25	
	3,461,940,901.36	2,818,385,795.61
—		
	4,194,066,133.84	4,043,660,797.98
	226,938,600.00	378,056,700.00
	43,833,314.06	29,907,973.59
	25,607,191.61	24,093,779.63
		1,172,676.99
	50,476,154.29	
	9,400,734.29	7,667,088.84
	23,528,884.61	23,528,884.61
	25,488,909.95	19,524,098.92
	34,857,665.51	14,837,746.58
	4,634,197,588.16	4,542,449,747.14
	8,096,138,489.52	7,360,835,542.75
—		

	534,139,293.40	398,416,283.17
	34,815,045.30	42,870,157.94
	183,630,145.30	202,910,586.74
	28,137,616.88	43,028,180.92
	190,458,767.36	96,844,515.24
—		
	32,158,953.42	148,387.10
	50,946,359.29	39,629,251.62
	1,054,286,180.95	823,847,362.73
—		
	528,783,710.58	667,910,669.88
—		
	19,555,167.50	
	27,000,000.00	11,250,000.00
	575,338,878.08	679,160,669.88
	1,629,625,059.03	1,503,008,032.61
—		
	1,045,521,166.00	1,021,275,726.00
	92,115,531.82	122,609,412.20
—		

2021

	3,985,891,609.10	3,571,502,699.51
—	120,591,889.78	65,334,625.00
	-108,502,790.86	27,503,499.14
	192,577,483.12	141,237,938.98
	1,379,502,321.09	1,039,032,859.31
	6,466,513,430.49	5,857,827,510.14
	8,096,138,489.52	7,360,835,542.75

3

—

	2021	2020
	4,639,449,467.87	3,386,979,761.83
—	4,639,449,467.87	3,386,979,761.83
	3,874,054,182.05	2,721,732,564.33
—	2,625,219,591.47	1,833,815,317.83
	16,419,822.54	18,013,561.47
	313,589,770.40	234,507,834.09
	353,889,058.35	316,584,619.49
	572,294,155.07	363,416,581.06
	-7,358,215.78	-44,605,349.61
—	24,736,853.65	1,526,331.19

	33,149,815.87	46,114,665.06
—	112,696,298.33	160,382,005.33
	26,364,622.01	-976,079.92
—	-7,957,498.53	-1,858,385.09
-		
	-1,067,819.33	-494,894.39
-	-17,909,942.09	2,746,336.24
-	618,409.90	-2,903,487.65
-	152,360.69	-1,328.52
	886,249,215.33	823,999,748.59
—	518,695.46	384,648.82
—	5,257,402.00	13,394,071.04
	881,510,508.79	810,990,326.37
—	39,641,700.71	96,556,266.24
	841,868,808.08	714,434,060.13
1.	841,868,808.08	714,434,060.13
2.		
1.	846,881,629.38	707,097,839.17
2.	-5,012,821.30	7,336,220.96
	-136,006,290.00	27,503,499.14
	-136,006,290.00	27,503,499.14

	-136,006,290.00	27,503,499.14
1.		
2.		
3.	-136,006,290.00	27,503,499.14
4.		
5.		
1.		
2.		
3.		
4.		
5.		
6.		
7.		
	705,862,518.08	741,937,559.27
	710,875,339.38	734,601,338.31
	-5,012,821.30	7,336,220.96
—		
	0.83	0.71
	0.81	0.70

—

—

—

—

—

	2021	2020
	1,965,339,111.28	1,554,457,169.95
—	1,129,673,019.50	867,906,746.61
	7,438,533.44	9,619,140.85
	128,679,105.59	132,483,729.42
	193,924,756.09	164,371,134.13
	279,555,599.88	169,276,812.88
	4,311,086.08	-21,317,175.11
—	24,882,190.34	1,833,771.78
	21,220,229.76	23,159,557.69
—	58,588,968.96	75,299,979.73
	242,783,863.09	77,262,956.23
—	2,234,713.09	2,862,956.23
-		
	-1,074,659.53	-499,496.89
-	-9,529,480.77	-5,659,372.77
-	1,335,914.30	-2,292,374.97
-	2,970.86	
	513,864,587.61	376,228,472.50
—	153,739.82	168,625.62
—	3,812,739.89	12,471,787.93
	510,205,587.54	363,925,310.19

—	-3,189,853.90	23,287,045.01
	513,395,441.44	340,638,265.18
	513,395,441.44	340,638,265.18
	-136,006,290.00	27,503,499.14
	-136,006,290.00	27,503,499.14
1.		
2.		
3.	-136,006,290.00	27,503,499.14
4.		
5.		
1.		
2.		
3.		
4.		
5.		
6.		
7.		
	377,389,151.44	368,141,764.32
—		

	2021	2020
—		
	3,834,273,813.51	3,014,287,353.67
	1,512,608.93	2,046,240.42
	249,973,934.85	253,222,511.35
	4,085,760,357.29	3,269,556,105.44
	1,843,704,164.99	1,346,579,564.09
	1,422,945,695.50	984,178,678.12

	182,892,505.33	193,943,564.80
	472,366,047.82	356,682,587.86
	3,921,908,413.64	2,881,384,394.87
	163,851,943.65	388,171,710.57
—		
	149,921,556.50	243,886,434.08
	2,673,464.90	882,305.17
	307,900.11	127,865.76
	1,870,973.53	
	22,711,242.50	2,000,000.00
	177,485,137.54	246,896,605.01
	187,015,120.55	70,055,083.85
	280,340,008.00	1,410,125,093.31
		103,471,046.34
	12,843,363.25	1,573,883.61
	480,198,491.80	1,585,225,107.11
	-302,713,354.26	-1,338,328,502.10
—		
	116,814,278.01	23,023,620.07
—		
	162,186,000.00	38,500,000.00
		788,341,509.43
	26,000,000.00	7,000,000.00
	305,000,278.01	856,865,129.50
	70,261,810.00	56,489,000.00

2021

	855,878.28	4,687,074.24
	133,909,448.67	74,382,615.20
—	9,000,000.00	5,600,000.00
	187,534,496.37	5,236,000.00
	392,561,633.32	140,794,689.44
	-87,561,355.31	716,070,440.06
	-66,637.52	-166,307.13
	-226,489,403.44	-234,252,658.60
—	1,614,839,765.16	1,849,092,423.76
	1,388,350,361.72	1,614,839,765.16

6

	2021	2020
—		
	1,379,025,756.62	1,415,199,278.10
	280,383.64	2,029,426.26
	199,044,180.07	114,486,337.73
	1,578,350,320.33	1,531,715,042.09
	546,989,576.76	502,255,520.99



	76,660,310.00	130,416,000.00
	244,993,440.00	74,400,000.00
	727,061.19	28,345.90
	690,072,027.01	419,245,049.30
	1,012,452,838.20	624,089,395.20
	30,221,824.43	24,397,297.40
	101,000,000.00	787,023,893.31
	1,205,496,000.00	534,997,613.90
	1,336,717,824.43	1,346,418,804.61
	-324,264,986.23	-722,329,409.41
—		
	111,813,278.01	11,993,620.07
	43,000,000.00	21,000,000.00
		788,341,509.43
	453,000,000.00	220,000,000.00
	607,813,278.01	1,041,335,129.50
	43,000,000.00	25,989,000.00
	855,878.28	4,687,074.24
	124,073,906.96	68,165,050.46
	450,177,670.90	210,000,000.00
	618,107,456.14	308,841,124.70
	-10,294,178.13	732,494,004.80
	-43,470.10	-150,570.41
	-351,290,340.67	271,187,512.05

2021

—	847,158,419.23	575,970,907.18
	495,868,078.56	847,158,419.23

7

2021										
—										

1,0	12									
21,	2,6	2,18	65,3	27,5	141,	2,10	5,53	49,5	5,58	
275	09,	1,66	34,6	03,4	237,	6,42	5,38	10,0	4,89	
,72	41	6,11	25,0	99,1	938,	4,95	3,02	73,7	3,09	
6.0	2.2	8.18	0	4	98	3.87	3.37	8	7.15	
0	0									

1,0	12									
21,	2,6	2,18	65,3	27,5	141,	2,10	5,53	49,5	5,58	
275	09,	1,66	34,6	03,4	237,	6,42	5,38	10,0	4,89	
,72	41	6,11	25,0	99,1	938,	4,95	3,02	73,7	3,09	
6.0	2.2	8.18	0	4	98	3.87	3.37	8	7.15	
0	0									

24,	-30									
245	,49	342,	55,2	-136	51,3	673,	870,			
,44	3,8	791,	57,2	,006,	39,5	955,	574,			
0.0	80	552,	4,7	290,	44,1	649,	752,			
0	7	65	8	00	4	72	33	5		

405.

6

				-136		846,	710,	-5,0	705,
				,006,		881,	875,	12,8	862,
				290.		629.	339.	21.3	518.
				00		38	38	0	08
	24,	-30							
	245	,49	342,	56,5			279,	84,6	364,
	,44	3,8	791,	76,6			966,	43,1	609,
	0.0	80.	553.	25.7			487.	59.0	646.
	0	38	63	8			47	5	52
	11,								
	326		99,5	56,5			54,3	13,0	67,3
1	,24		60,6	76,6			10,2	45,9	56,1
	5.0		20.5	25.7			39.7	42.2	81.9
	0		3	8			5	3	8
	12,	-30							
2	919	,49	183,				166,		166,
	,19	3,8	689,				114,		114,
	5.0	80.	078.				392.		392.
	0	38	31				93		93
3			124,				124,		130,
			483,				483,	5,87	357,
			761.				761.	4,18	949.
			56				56	7.67	23
			-64,				-64,	65,7	781,
4			941,				941,	23,0	122.
			906.				906.	29.1	38
			77				77	5	

4
1
2
3
4
5
6
1
2
1,0
45,
521
,16
6.0
0

92,	2,52	120,	-108	192,	2,78	6,40	120,	6,52
11	4,45	591,	,502,	577,	0,38	5,95	140,	6,09
5,5	7,67	889.	790.	483.	0,60	7,77	411.	
31.	1.81	78	86	12	3.59	5.70	53	
82								

	680 ,33 1,9 93. 00				2,52 3,16 1,63 2.13	164, 350, 662. 88			106, 216, 783. 08		1,49 3,65 9,02 8.08		4,63 9,01 8,77 3.41	101,7 62,18 6.98	4,740 ,780, 960.3 9
—								957, 329. 38		9,71 6,91 5.92		10,6 74,2 45.3 0	-73,9 71.27	10,60 0,274 .03	
	680 ,33 1,9 93. 00				2,52 3,16 1,63 2.13	164, 350, 662. 88			107, 174, 112. 46		1,50 3,37 5,94 4.00		4,64 9,69 3,01 8.71	101,6 88,21 5.71	4,751 ,381, 234.4 2
	340 ,94 3,7 33. 00		122 ,60 9,4 12. 20	-341 ,495, 513. 95	-99, 016, 037. 88	27,5 03,4 99.1 4		34,0 63,8 26.5 2		603, 049, 009. 87		885, 690, 004. 66	-52,1 78,14 1.93	833,5 11,86 2.73	
						27,5 03,4 99.1 4				707, 097, 839. 17		734, 601, 338. 31	7,336 ,220. 96	741,9 37,55 9.27	
	709 ,28 8.0 0		122 ,60 9,4 12. 20	-1,2 61,0 68.9 5	-97, 344, 306. 88					-1,9 38,1 13.6 8		217, 463, 824. 45	-53,9 14,36 2.89	163,5 49,46 1.56	
1	709 ,28 8.0 0		122 ,60 9,4 12. 20	7,66 2,09 0.27	3,71 1,37 1.88							127, 269, 418. 59	11,03 0,000 .00	138,2 99,41 8.59	
2															

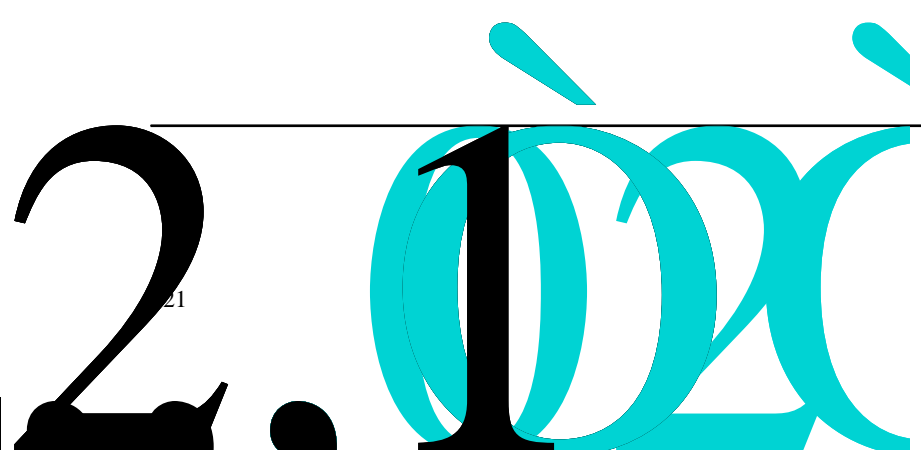
3					89,6 28,5 11.8 1	-101 ,055, 678. 76						190, 684, 190. 57	3,775 ,294. 44	194,4 59,48 5.01
4					-98, 551, 671. 03					-1,9 38,1 13.6 8		-100 ,489 ,784 .71	-68,7 19,65 7.33	-169, 209,4 42.04
						-1,6 71,7 31.0 0		34,0 63,8 26.5 2		-102 ,110, 715. 62		-66, 375, 158. 10	-5,60 0,000 .00	-71,9 75,15 8.10
1								34,0 63,8 26.5 2		-34, 063, 826. 52				
2														
3						-1,6 71,7 31.0 0				-68, 046, 889. 10		-66, 375, 158. 10	-5,60 0,000 .00	-71,9 75,15 8.10
4														
	340 ,23 4,4 45. 00				-340 ,234, 445. 00									
1	340 ,23 4,4 45. 00				-340 ,234, 445. 00									
2														
3														
4														

2021

5															
6															
1															
2															
	1,0 21, 275 ,72 6.0 0		122 ,60 9,4 12. 20	2,18 1,66 6,11 8.18	65,3 34,6 25.0 0	27,5 03,4 99.1 4		141, 237, 938. 98		2,10 6,42 4,95 3.87		5,53 05,38 3,02 3.37	49,51 0,073 .78	5,584 .893, 097.1 5	


8

							2021									
5																
/ O[




	24,24 5,440 .00			-30,4 93,8 80.3 8	414,38 8,909. 59	55,257 ,264.7 8	-136,0 06,290 .00		51,339 ,544.1 4	340, 469, 461. 78		608,685, 920.35
							-136,0 06,290 .00			513, 395, 441. 44		377,389, 151.44
	24,24 5,440 .00			-30,4 93,8 80.3 8	414,38 8,909. 59	56,576 ,625.7 8						351,563, 843.43
1	11,32 6,245 .00				99,560 ,620.5 3	56,576 ,625.7 8						54,310,2 39.75
2	12,91 9,195 .00			-30,4 93,8 80.3 8	183,68 9,078. 31							166,114, 392.93
3					130,35 7,949. 23							130,357, 949.23
4					781,26 1.52							781,261. 52
									51,339 ,544.1 4	-172, 925, 979. 66		-120,267 ,074.52
1									51,339 ,544.1 4	-51,3 39,5 44.1 4		
2							-1,319, 361.00			-121, 586, 435. 52		-120,267 ,074.52
3												
1												

2												
3												
4												
5												
6												
1												
2												




6,466,51
3,430.49

-



1
318



	00				5.00							
1	340, 234, 445. 00				-340,2 34,44 5.00							
2												
3												
4												
5												
6												
1												
2												
	1,02 1,27 5,72 6.00			122, 609, 412. 20	3,571, 502,6 99.51	65,33 4,625. 00	27,50 3,499. 14		141,2 37,93 8.98	1,039,0 32,859. 31		5,857,82 7,510.14

(1)

() ()
 ([2013]233)
) () ())
 2013 9 26 (() [2013] 161) 2013
 12 23 330100400016254 2020 2

90

B 10 11

91320200747189665N

2021 12 31

1,045,521,166.00

1.00

(2)

2021

2021 12 31

2021

2

1 1 12 31

3

12

4

5

1

2

6

7

8

9

10

(a)

(i)

—

—

—

—

—

(ii)

—

(iii)

—

(b)

(c)

(d)

11

12

13

14

15

(a)

(b)

(c)

131

(d)

(e)

16

17

18

19

20

21

22

—

(a)

(b)

(c)

(d)

23

24

1

2

		8	0%	12.50%
		3-5	0%-5%	19%-33.33%
		20	0%	5%
		3-5	0%-5%	19%-33.33%

(31)

3

25

()

26

2021

О х W/341001 V х х о B6Ne AÇY KOP

27

28

29

30

1

IY

Р С х К (• Н

13

—

-
-
-
-
-

31

32

33

34

1

(a)

2

3

4

35

36

37

(a)

(b)

38

39

3 —

—

(a)

(i)

(ii)

(b)

(i)

(ii)

(iii)

(iv)

(c)

(i)

(d)

(i)

40

41 /

-
-

42

1

()

2021

12

—(1)

(2)

2022 6 30

2

43

—

() ()
 () ()
 () ()

(e).
 (i)

60% 20% 20%(2020 —60% 20% 20%)
 2021

—

	5.34%	4.51%	6.17%
	2.20%	2.25%	2.15%

2020

—

	5.40%	5.13%	5.67%

(2)

2021

10%

25%

(

)

15%
25%

44

1

<p>2018</p> <p>21 — (</p> <p>) 2021</p> <p><</p> <p>></p> <p>([2021] 9) <</p> <p>14 > (</p> <p>[2021] 1)</p> <p>2021</p> <p>— 2021 1</p> <p>1</p> <p>2021</p> <p>2020</p>	<p>2021 4 28</p>	

—

2021

2021 1 1

12

2022 6 30

2021

(a)

(i)

—

	2021 1 1
	39,129,351.01
	22,280,814.02
	16,848,536.99

(ii)

—

	2021 1 1
	13,779,344.00
	7,677,083.27
	6,102,260.73

() 2021 1 1

4.7%

	56,770,201.53	24,383,316.54
	53,735,485.58	22,991,273.12
—	(14,606,134.57)	(9,211,929.12)
	39,129,351.01	13,779,344.00

2

3 2021

—

	2020 12 31	2021 01 01	
—			
	2,218,397,958.11	2,218,397,958.11	
	30,000,000.00	30,000,000.00	
	93,734,633.18	93,734,633.18	
	1,641,842,677.78	1,641,842,677.78	
	167,207,795.92	167,207,795.92	
	65,790,357.13	65,790,357.13	
—			
	642,540.11	642,540.11	
	269,331,876.23	269,331,876.23	
	960,164,423.75	960,164,423.75	
	24,706,298.03	24,706,298.03	
	5,471,176,020.13	5,471,176,020.13	

—			
	179,063,419.14	179,063,419.14	
	378,056,700.00	378,056,700.00	
	122,481,504.69	122,481,504.69	
	58,751,993.30	58,751,993.30	
	90,921,141.49	90,921,141.49	
		39,129,351.01	39,129,351.01
	70,805,948.35	70,805,948.35	
	10,085,751.48	10,085,751.48	
	1,289,577,568.86	1,289,577,568.86	
	24,909,397.72	24,909,397.72	
	38,844,508.26	38,844,508.26	
	4,000,000.00	4,000,000.00	
	2,267,497,933.29	2,306,627,284.30	39,129,351.01
	7,738,673,953.42	7,777,803,304.43	39,129,351.01
—			
	27,281,031.11	27,281,031.11	
	596,644,729.89	596,644,729.89	
	184,834,605.34	184,834,605.34	

	342,954,665.51	342,954,665.51	
	113,905,019.95	113,905,019.95	
	132,426,682.17	132,426,682.17	
—			
	148,387.10	16,996,924.09	16,848,536.99
	53,636,191.91	53,636,191.91	
	1,451,831,312.98	1,468,679,849.97	16,848,536.99
—			
	667,910,669.88	667,910,669.88	
—			
		22,280,814.02	22,280,814.02
	7,070,868.41	7,070,868.41	
	22,897,304.35	22,897,304.35	
	1,580,569.58	1,580,569.58	
	2,490,131.07	2,490,131.07	
	701,949,543.29	724,230,357.31	22,280,814.02
	2,153,780,856.27	2,192,910,207.28	39,129,351.01
—			
	1,021,275,726.00	1,021,275,726.00	
	122,609,412.20	122,609,412.20	
—			


2021

		2,181,666,118.18	2,181,666,118.18	
—		65,334,625.00	65,334,625.00	
		27,503,499.14	27,503,499.14	
		141,237,938.98	141,237,938.98	
		2,106,424,953.87	2,106,424,953.87	
		5,535,383,023.37	5,535,383,023.37	
		49,510,073.78	49,510,073.78	
		5,584,893,097.15	5,584,893,097.15	
		7,738,673,953.42	7,777,803,304.43	39,129,351.01

—

		2020	12	31	2021	01	01
—							
				875,104,254.57		875,104,254.57	
				69,631,685.68		69,631,685.68	
				658,095,241.75		658,095,241.75	
				12,196,977.61		12,196,977.61	
				485,355,134.31		485,355,134.31	
—							
				5,314,607.77		5,314,607.77	
				712,687,893.92		712,687,893.92	
				2,818,385.2			

2021



4,043,660,797.98

4,043,660,797.98

378,056,700.00

	148,387.10	6,250,647.83	6,102,260.73
	39,629,251.62	39,629,251.62	
	823,847,362.73	829,949,623.46	6,102,260.73
—			
	667,910,669.88	667,910,669.88	
—		0.00	
		0.00	
		7,677,083.27	7,677,083.27
		0.00	
		0.00	
		0.00	
	11,250,000.00	11,250,000.00	
		0.00	
		0.00	
	679,160,669.88	686,837,753.15	7,677,083.27
	1,503,008,032.61	1,516,787,376.61	13,779,344.00
—			
	1,021,275,726.00	1,021,275,726.00	
	122,609,412.20	122,609,412.20	
—			
	3,571,502,699.51	3,571,502,699.51	
—	65,334,625.00	65,334,625.00	
	27,503,499.14	27,503,499.14	
	141,237,938.98	141,237,938.98	
	1,039,032,859.31	1,039,032,859.31	
	5,857,827,510.14	5,857,827,510.14	
	7,360,835,542.75	7,374,614,886.75	13,779,344.00

4 2021

10% 45 21

1

		13% 6%
		7%
		5% 10% 15% 20% 25%
		3%
		2%

(a)	10%
(a)	10%
(b)	15%
(c)	15%
(c)	15%
(c)	15%
(c)	15%
(d)	15%
(e)	5% 10% 20% 25%

2

(a)

2010E 239

2019 4 1

16%

13%

2021

(b) 2016 11 30
12 5

(GR201632002222)
(GR201932004971)

2019

2021

15%(2020

-15%)

(c)

—

(d)

—

(e)

(f)

3

1

—

	9,480.21	13,380.39
	1,952,272,201.67	2,207,012,653.41
	14,212,636.27	11,371,924.31
	1,966,494,318.15	2,218,397,958.11
	10,950,621.68	11,371,924.31

(i) 2021 12 31 14,212,636.27 10,950,621.68
(2020 12 31 — 11,371,924.31)

(ii) 2021 12 31 567,193,334.75

(iii)

(79))

2

—

	8,000,000.00	
—		
	8,000,000.00	
		30,000,000.00
—		
		30,000,000.00

2021

	8,000,000.00	30,000,000.00
--	--------------	---------------

—
i 2021

8,000,000.00

3

--	--	--

4

1

	153,744,157.13	93,734,633.18
	153,744,157.13	93,734,633.18

—										
	153,74 4,157.1 3	100.00 %			153,74 4,157.1 3	93,734, 633.18	100.00 %			93,734, 633.18
—										
	153,74 4,157.1 3	100.00 %			153,74 4,157.1 3	93,734, 633.18	100.00 %			93,734, 633.18
	153,74 4,157.1 3	100.00 %			153,74 4,157.1 3	93,734, 633.18	100.00 %			93,734, 633.18

--	--

2021

--	--	--	--	--

—

—

	153,744,157.13		
	153,744,157.13		--

—

—

—

—

—

2

—

—

—

3

—

	846,400.00
	846,400.00

4

—

--	--	--

2021

	53,569,708.41	
	53,569,708.41	

5

—

--	--

- i 2021 12 31 846,400.00 2020 12 31 -100,000.00
- ii 2021 12 31 53,569,708.41
(2020 12 31 -16,617,500.00)

6

—

--	--

—

—

--	--	--	--	--	--

—

5

1

—

—										
	2,149,134,328.45	100.00%	78,286,867.56	3.64%	2,070,847,460.89	1,704,951,405.64	100.00%	63,108,727.86	3.70%	1,641,842,677.78
—										
	1,126,297,724.	52.41%	72,844,765.22	6.47%	1,053,452,959.	830,660,152.4	48.72%	56,588,159.04	6.81%	774,071,993.38

2021

	35				13	2				
	326,01 7,357.3 1	15.17 %	2,341,9 31.96	0.72%	323,67 5,425.3 5	284,74 7,855.2 3	16.70%	3,710,0 14.67	1.30%	281,037, 840.56
	696,81 9,246.7 9	32.42 %	3,100,1 70.38	0.44%	693,71 9,076.4 1	589,54 3,397.9 9	34.58%	2,810,5 54.15	0.48%	586,732, 843.84
	2,149,1 34,328. 45	100.00 %	78,286, 867.56	3.64%	2,070,8 47,460. 89	1,704,9 51,405. 64	100.00 %	63,108, 727.86	3.70%	1,641,84 2,677.78

—

—

—

—

		1,126,297,724.35	6.47%
		326,017,357.31	0.72%
		696,819,246.79	0.44%
		2,149,134,328.45	--

—

—

—

—

—

—

1	1		1,825,924,351.84
1	2		195,128,999.66
2	3		77,981,400.07
3			50,099,576.88

2021

3	4	15,918,571.28
4	5	13,581,278.77
5		20,599,726.83
		2,149,134,328.45

3 —

2

—

—

	63,108,727.86	17,406,678.91		-2,228,539.21		78,286,867.56
	63,108,727.86	17,406,678.91		-2,228,539.21		78,286,867.56

—

—

	17,406,678.91 (2020	—	2,980,284.71) (2020

3

—

	2,228,539.21

—

—

--	--	--	--	--	--

—

2,228,539.21 (2020 —1,718,418.93)

4

—

--	--	--	--

2021

	374,227,769.93	17.41%	743,788.47
	302,770,093.65	14.09%	1,132,482.62
	168,200,183.15	7.83%	14,538,201.43
	148,869,002.36	6.93%	729,458.11
	119,169,151.29	5.54%	2,646,599.72
	1,113,236,200.38	51.80%	

5

6

—

2021

(2020 —)

26,820,600.00

32

6

—

--	--	--	--

—

—

7

1

—

1	135,403,737.41	95.90%	162,775,442.42	97.35%
1 2	4,563,395.39	3.23%	2,615,848.07	1.56%

2021

2	3	1,221,238.41	0.87%	1,816,505.43	1.09%
		141,188,371.21	--	167,207,795.92	--

1
 2021 12 31 5,784,633.80 (2020 12 31 -4,432,353.50)

2

	108,321,761.26	76.72%

--

8

--

		642,540.11
	84,594,977.51	65,147,817.02
	84,594,977.51	65,790,357.13

1

1

--

--	--	--

2

--

--	--	--	--	--

--

3

2

1

—

()		
		642,540.11
		642,540.11

2

1

—

()				
-----	--	--	--	--

3

—

3

1

—

	54,221,636.29	49,392,464.63
	9,995,400.00	6,000,000.00
	9,066,955.75	5,428,728.90
	5,076,000.00	
	7,638,663.41	5,227,038.25
	85,998,655.45	66,048,231.78

2

—

	12	()	()	
2021 1 1	900,414.76			900,414.76

2021

2021 1 1	—	—	—	—
	503,263.18			503,263.18
2021 12 31	1,403,677.94			1,403,677.94

1 1				62,094,445.10
1 2				22,354,821.60
2 3				1,372,588.75
3				176,800.00
5				176,800.00
				85,998,655.45

3

	900,414.76	503,263.18			1,403,677.94
	900,414.76	503,263.18			1,403,677.94

503,263.18 (2020 — 233,948.47)

4

--	--

2021

--	--	--	--	--	--

—

(2020 —)

5

—

		9,995,400.00		11.62%	99,954.00
		5,087,104.93		5.92%	50,871.05
		4,235,038.65		4.92%	42,350.39
		3,000,000.00		3.49%	30,000.00
		2,451,102.76		2.85%	24,511.03
	--	24,768,646.34	--	28.80%	247,686.47

6

—

--	--	--	--	--	--

7

8

—

9

1

	107,316,673.46		107,316,673.46	61,653,870.15		61,653,870.15
	12,225,425.88		12,225,425.88	12,627,107.56		12,627,107.56
	1,007,145.86		1,007,145.86	194,126.95		194,126.95
	14,676,724.82		14,676,724.82	69,716,447.98		69,716,447.98
	51,563,941.94		51,563,941.94			16,035,233.00
	113,385,742.81		113,385,742.81	109,105,090.59		109,105,090.59
	300,175,654.77		300,175,654.77	269,331,876.23		269,331,876.23

2

3

4

10





—

—

14

—

—

—

	12	()	()	
2021 1 1	—	—	—	—

—

15

—

--	--	--	--	--	--	--	--	--

—

—

	12	()	()	

2021

2021 1 1

—

	3,764,0 58.23			-2,784, 348.15					979,71 0.08	
	12,537, 013.41			66,072. 99					12,603, 086.40	
	602,00 1.59			-99,447 .53					502,55 4.06	
	687,59 7.14			-241,99 6.43					445,60 0.71	
	4,684,1 08.41			-1,040, 952.53					3,643,1 55.88	
	2,754,6 01.89		-1,533, 133.10	-1,221, 468.79						
	5,937,6 47.22			1,226,9 28.27					7,164,5 75.49	
	4,318,2 95.39	7,350,0 00.00		-11,668 ,295.39						
	4,921,8 22.51			-203,62 8.27					4,718,1 94.24	

		850,00 0.00		-603,50 0.30						246,49 9.70	
	3.00	8.00								11.00	
	45,332, 180.57	8,200,0 08.00	-1,533, 133.10	-17,152 ,520.34						34,846, 535.13	
	30,277, 606.32			1,007,7 84.82						31,285, 391.14	
	3,517,6 49.28			-114,42 2.37						3,403,2 26.91	
	24,838, 398.58			12,069, 189.22						36,907, 587.80	
	13,505, 100.01			1,857,4 30.18			-838,24 8.89			14,524, 281.30	
	31,482, 442.74			2,434,3 06.11						33,916, 748.85	
	10,669, 155.63			1,028,9 28.25						11,698, 083.88	
	4,864,8 22.41			61,115. 49						4,925,9 37.90	

2021

5,049,7		101,84		5,151,6
52.57		8.42		00.99
	700,00	-185,37		514,62
	0.00	9.09		0.91
2,917,3	-2,920,	3,100.0		
47.92	447.95	3		
6,608,9				
63.11				

03'10

802'1

2021

	226,938,600.00	378,056,700.00
--	----------------	----------------

—

--	--	--	--	--	--	--

2020 12

347,497,256.51

1,743

19

—

(a)	135,000,000.00	
	40,973,531.10	40,973,531.10
(b)	34,042,687.87	24,978,695.76
" "	10,000,000.00	10,000,000.00
" " c	9,790,626.19	4,929,277.83
" "	5,000,000.00	5,000,000.00
" "	5,000,000.00	5,000,000.00
(d)	4,500,000.00	
(e)	2,766,565.55	
" "	1,600,000.00	1,600,000.00
" " (f)		30,000,000.00

2021

	248,673,410.71	122,481,504.69
--	----------------	----------------

	—						
(a)	2021 3 22		3,970	Touchscreen Technology Investment Limited			
	6.52%				3,000		
		8.26%	2021 3 30		SPIKESPACE LIMITED		
	6,530		12.25%				
(b)	2021 11 30		1,000				
(c)	2021 8 10		500				
(d)	2021 4 19		450	15%			
(e)	2021 10 27		20%		20%	1.00	
					5,000	2,000	
(f)	2021 3 22		3,000				
		—			()		
			(3))				

20

1

2

3

--	--	--

21

—

	73,028,704.53	58,751,993.30
	73,028,704.53	58,751,993.30

1

—

—					
1.	992,108.73	109,917,010.71	20,995,890.30	10,885,712.67	142,790,722.41
2.	1,286,353.75	40,237,629.50	9,639,227.42		51,163,210.67
1	1,286,353.75	34,102,397.75	8,881,978.42		44,270,729.92
2		5,015,349.31			5,015,349.31
3		1,119,882.44	757,249.00		1,877,131.44
3.	263,313.23	1,902,221.15	2,250,254.58		4,415,788.96
1	263,313.23	2,620,956.87	1,531,518.86		4,415,788.96
2		-718,735.72	718,735.72		
4.	2,015,149.25	148,252,419.06	28,384,863.14	10,885,712.67	189,538,144.12
1.	390,665.23	66,928,117.95	15,225,218.48	1,494,727.45	84,038,729.11
2.	305,521.15	27,504,212.79	6,184,549.30	544,286.94	34,538,570.18
1	305,521.15	27,504,212.79	6,184,549.30	544,286.94	34,538,570.18
3.	250,147.20	312,745.03	1,504,967.47		2,067,859.70

1	250,147.20	994,901.46	822,811.04		2,067,859.70
2		-682,156.42	682,156.42		
4.	446,039.18	94,119,585.70	19,904,800.32	2,039,014.39	116,509,439.59
1.					
2.					
1					
3.					
1					
4.					
1.	1,569,110.07	54,132,833.36	8,480,062.82	8,846,698.28	73,028,704.53
2.	601,443.50	42,988,892.76	5,770,671.82	9,390,985.22	58,751,993.30

2

—

--	--	--	--	--	--

3

—

--	--	--	--	--	--

4

—

--	--	--	--	--	--

2021

5

—

--	--	--

2021

34,538,570.18

15,949,143.88 1,721,524.97 6,774,697.57 10,084,105.08 9,098.68

2021 12 31

(2020 12 31 —)

22

—

	220,966,669.30	90,921,141.49
	220,966,669.30	90,921,141.49

1

—

	220,966,669.30		220,966,669.30	85,027,269.63		85,027,269.63
				1,172,676.99		1,172,676.99
IPTV				4,721,194.87		4,721,194.87
	220,966,669.30		220,966,669.30	90,921,141.49		90,921,141.49

2

—

	388,23	85,027	135,93			220,96	56.92	56.92	4,868,	4,868,	4.65%	

2- o,\$ o \$ 2021

	3,200. 00	,269.6 3	9,399. 67			6,669. 30	%	%	039.73	039.73		
	388,23 3,200. 00	85,027 ,269.6 3	135,93 9,399. 67			220,96 6,669. 30	--	--	4,868, 039.73	4,868, 039.73	4.65%	--

3

--	--	--

4

23

1

2

25

—

—		
1.	39,129,351.01	39,129,351.01
2.	66,383,996.63	66,383,996.63
1	66,186,626.21	66,186,626.21
2	197,370.42	197,370.42
3.	5,922,886.49	5,922,886.49
1	5,922,886.49	5,922,886.49
4.	99,590,461.15	99,590,461.15
1.		0.00
2.	35,577,342.98	35,577,342.98
1	35,577,342.98	35,577,342.98
3.	1,934,911.52	1,934,911.52
1		
2	1,934,911.52	1,934,911.52
4.	33,642,431.46	33,642,431.46
1.		
2.		
1		
3.		
1		
4.		
1.	65,948,029.69	65,948,029.69
2.	39,129,351.01	39,129,351.01

—

26

1

—

1.	34,327,044.7 2			3,100,000.00	87,814,740.1 2	12,162,063.3 0	137,403,848. 14
2.					22,824,843.4 8		22,824,843.4 8
1					2,346,036.85		2,346,036.85
2					2,402,583.34		2,402,583.34
3					18,076,223.2 9		18,076,223.2 9
3.							
1							
4.	34,327,044.7 2			3,100,000.00	110,639,583. 60	12,162,063.3 0	160,228,691. 62
1.	858,176.10			2,325,000.12	60,308,374.4 3	3,106,349.14	66,597,899.7 9
2.	686,540.88			387,500.04	8,957,682.90	2,278,904.72	12,310,628.5 4
1	686,540.88			387,500.04	8,957,682.90	2,278,904.72	12,310,628.5 4
3.							
1							

4.	1,544,716.98			2,712,500.16	69,266,057.3 3	5,385,253.86	78,908,528.3 3
1.							
2.							
1							
3.							
1							
4.							
1.	32,782,327.7 4			387,499.84	41,373,526.2 7	6,776,809.44	81,320,163.2 9
2.	33,468,868.6 2			774,999.88	27,506,365.6 9	9,055,714.16	70,805,948.3 5

1.50%

2

—

--	--	--	--	--	--	--	--

—

2021 12 31 12,310,628.54
1,257,476.44 10,330,780.30 35,830.92 686,540.88

2021 12 31 32,782,327.74 (34,327,044.72) 103,686,000.00 ((45)(a))

27

	10,085,751 .48	9,985,428. 78					20,071,180 .26	
	10,085,751 .48	9,985,428. 78					20,071,180 .26	

28

1

	1,114,085,408. 60					1,114,085,408. 60
	118,004,579.76					118,004,579.76
	22,250,974.64					22,250,974.64
	15,316,070.23					15,316,070.23
	15,008,803.02					15,008,803.02
	12,042,625.66					12,042,625.66
	8,520,081.59					8,520,081.59
c	6,600,000.00			6,600,000.00		
a		52,503,375.78				52,503,375.78
b		498,216.08				498,216.08
	1,311,828,543. 50	53,001,591.86		6,600,000.00		1,358,230,135. 36

—

	22,250,974.64					22,250,974.64
	22,250,974.64					22,250,974.64

—

—

	2021 12 31						
	5%	3%	2%-5%	10%-30%	14%	5%-25%	6%
	-	-	-	-	-	-	-
	39%	46%	56%	84.94%-86.09%	62%	59.27%-59.81%	45%-50%
	13.88%	13.88%	14.59%	14.62%	13.79%	13.29%	14.12%

—

	2020 12 31						
	12%	3%	5%-6%	5%-30%	16.00%	5%-30%	5%-10%
	-	-	-	-	-	-	-
	43%	49%	58%-61%	75%-77%	48%	50%	57%-60%
	13.49%	13.49%	16.63%	17.20%	14.71%	18.35%	15.52%

2021

2021 12 31

2020 —

(a) 2021 30

(1)

(b) 2021 1

(1)

(c) 2021 7

(4)

(d)

—

	2021 12 31	2021 1 1
	1,114,085,408.60	1,114,085,408.60
	118,004,579.76	118,004,579.76
	52,503,375.78	-
	15,316,070.23	15,316,070.23
	15,008,803.02	15,008,803.02
	12,042,625.66	12,042,625.66
	8,520,081.59	8,520,081.59
	498,216.08	-
	-	6,600,000.00
	1,335,979,160.72	1,289,577,568.86

2021

29

	21,845,349.42	13,073,545.92	7,553,833.35		27,365,061.99
	3,056,856.91	940,455.33	2,349,633.86		1,647,678.38
	7,191.39		3,922.68		3,268.71

2021


		26,058,679.25	8,020,613.14		18,038,066.11
		5,738.68	159.41		5,579.27
	24,909,397.72	40,078,419.18	17,928,162.44		47,059,654.46

30 /

1

—

	69,699,533.26	7,200,690.86	61,918,178.83		6,604,138.78
	117,885,161.37	17,689,131.46	131,031,079.50		19,792,179.96
	25,989.68	2,598.97	25,989.68		2,598.97
			24,928,663.56		2,860,162.35



3

—

	-283,102.07	55,403,247.35	-3,397,171.42	38,844,508.26
	283,102.07	1,064,299.58	3,397,171.42	1,580,569.58

4

—

	6,725,999.51	8,452,437.33
	618,352,506.06	339,215,962.10
	625,078,505.57	347,668,399.43

5

—

2022	3,345,414.98	3,345,414.98	
2023	42,078,721.38	43,154,207.45	
2024	108,641,926.79	145,810,316.31	
2025	141,789,960.48	143,921,066.57	
2026	251,794,653.80		
2027	70,701,828.63		
	618,352,506.06	336,231,005.31	--

—

31

—

				4,000,000. 00	4,000,000. 00
				4,000,000. 00	4,000,000. 00

—

32

1

—

	14,000,000.00	27,261,810.00
	17,238.20	19,221.11
	14,017,238.20	27,281,031.11

—

2

—

—

--	--	--	--	--

—

(a) 2021 12 31 14,000,000.00 26,820,600.00

(b) 2021 12 31 3.95% 2020 12 31 — 3.85%

33

—

—

34

—

--	--	--

—

35

—

--	--	--

36

1

—

	478,136,662.05	359,571,388.09
	220,083,902.92	125,898,530.98
	80,799,224.68	64,002,196.87
	27,675,849.37	29,055,289.18
	7,100,464.81	4,814,478.81
	6,050,574.19	13,302,845.96
	819,846,678.02	596,644,729.89

2

1

—

	97,656,514.14	
	97,656,514.14	--

—

37

1

—

--	--	--

2

1

—

--	--	--

38

	116,057,649.75	184,368,255.93
	5,431,194.72	466,349.41
	121,488,844.47	184,834,605.34

--	--	--

39

1

	340,920,390.59	1,338,549,177.94	1,358,954,210.49	320,515,358.04
-	2,007,674.92	104,556,566.58	100,192,811.69	6,371,429.81
	26,600.00	73,400.00		100,000.00
	342,954,665.51	1,443,179,144.52	1,459,147,022.18	326,986,787.85

2021

5		210,624.66	1,577,399.64	1,592,887.60	195,136.70
		340,920,390.59	1,338,549,177.94	1,358,954,210.49	320,515,358.04

3

					—
1	Ó				

--



2021

—

—

--	--	--

—

2

—

--	--	--

1

—

3

1

—

	30,290,367.36	24,368,389.21
	26,040,637.56	15,789,939.31
	13,195,281.16	65,334,625.00
	7,008,234.72	7,008,234.72
	5,379,564.99	9,891,299.00
	4,015,117.52	3,166,458.96
	5,692,400.98	6,867,735.97
	91,621,604.29	132,426,682.17

2

1

—

	24,012,420.87	
	24,012,420.87	--

2021 12 31

24,012,420.87 (2020 12 31 -65,210,288.25)

42

--	--	--

—

43

	147,320.52	
	44,423,417.78	16,848,536.99
	185,803.52	148,387.10
	44,756,541.82	16,996,924.09

—

44

	78,352,526.44	53,610,202.23
	25,989.68	25,989.68
	78,378,516.12	53,636,191.91

—

	--	--	--								

—

45

1

	103,686,000.00	
	103,686,000.00	

(a)

(b) 2021 12 31 4.65%

46

1

	528,783,710.58	667,910,669.88
	528,783,710.58	667,910,669.88

2

	800,000,000	2020 12 9 6	800,000,000	667,910,669.8		185,803.52	26,987,433.63		166,114,392.93	528,783,710.58
	--	--	800,000,000	667,910,669.8		185,803.52	26,987,433.63		166,114,392.93	528,783,710.58

3

(i)	()	2020	6	17	[2020]1182
			2020	12	9	A
)8,000,000		100	800,000,000.00			(
	788,341,509.43	(11,658,490.57
0.5%	1.0%	1.5%	1.8%	2.0%		0.3%
			()	
110%()		2021	12	31	
185,803.52		((43))			
(ii)						
130%(130%)	(

2021

(v) 2021 12 31 198,966,000.00 A 12,919,195

4

—

47

—

	21,925,084.34	22,280,814.02
	21,925,084.34	22,280,814.02

(a) 2021 12 31

—

(i) 2021 12 31

176,522.81

(ii) 2021 12 31

2,355,900.35

48

—

2

						-

49

1

						-
--	--	--	--	--	--	---

2

						-

						-

						-

50

						-
(a)	9,330,080.17	7,070,868.41				
	9,330,080.17	7,070,868.41			--	

(a)

51

	22,897,304.35	26,872,400.00	3,913,446.00	45,856,258.35	
	22,897,304.35	26,872,400.00	3,913,446.00	45,856,258.35	--

								/
2014	11,000,000.00						11,000,000.00	
	5,019,526.56			3,035,668. 21			1,983,858.35	
	3,000,000.00						3,000,000.00	
	2,000,000.00	500,000.0 0					2,500,000.00	
	1,000,000.00						1,000,000.00	
2020	350,000.00			350,000.0 0				
	250,000.00			250,000.0 0				

2021

	250,000.00			250,000.00				
	27,777.79			27,777.79				
2021		16,000,000.00					16,000,000.00	
2021		9,414,400.00					9,414,400.00	
		958,000.00					958,000.00	

—

52

—

	3,738,864.45	2,490,131.07
	3,738,864.45	2,490,131.07

2021

—
 (a) (55)(a) 2021 74,131,719.75
 8,119,575.00 2021 8 27
 (2021) 0868

2018 2021 3,734,970.00

(b) [2020]1182 2020 12 9 8 A
 2021 12 31 12,919,195
 183,689,078.31

(c) 528,300.00 2021
 2 26 (2021) 0233

54

1

(46) “ ” 2020 6 17 [2020]1182
 “ ” 8,000,000 100 2020 12 9 A
 11,658,490.57 788,341,509.43 “ ” 800,000,000.00
 0.3% 0.5% 1.0% 1.5% 1.8% 2.0%
 “ ”

110%

2

		122,609,41				30,493,880		92,115,531
		2.20				.38		.82
		122,609,41				30,493,880		92,115,531
		2.20				.38		.82

	1,839,176,371.87	391,141,998.87	68,566,086.09	2,161,752,284.65
	342,489,746.31	125,283,742.08	105,068,101.23	362,705,387.16
	2,181,666,118.18	516,425,740.95	173,634,187.32	2,524,457,671.81

(a)	2020		2021
	8,119,575.00	66,012,144.75	
2018			2021
	36,372,674.58		3,734,970.00
		2017	50
	163,500.00	8.532 /	2018
		364,800	64
		528,300	3,352,498.80
	2021	2 26	2020
			2,824,198.80
			(2021) 0233
(53)	2021		183,689,078.31
	2021	2018	40%
	40%	2020	2018
2018			30%
			2020
897,000.00	9,386,806.00	68,610,408.75	-
			-
			6,325,801.83
			19,848,084.65
2021		()
		49,275,470.24	14,021,576.26
2,444,840.79			
(b)	2021		130,357,949.23
	124,502,480.56	5,855,468.67	
781,261.52			

56

	65,334,625.00	107,396,608.62	52,139,343.84	120,591,889.78
	65,334,625.00	107,396,608.62	52,139,343.84	120,591,889.78

2021

107,396,608.62

2021 4 20
1,319,361.00

(55)(a)

2021

3,352,498.80

2021
40%

2018
2020

40%

2018

30%

8,160,833.06

37,526,300.98

1,780,350.00

57

	27,503,49 9.14	-151,11 8,100.00			-15,111, 810.00	-136,00 6,290.00		-108,5 02,790 .86
	27,503,49 9.14	-151,11 8,100.00			-15,111, 810.00	-136,00 6,290.00		-108,5 02,790 .86
	27,503,49 9.14	-151,11 8,100.00			-15,111, 810.00	-136,00 6,290.00		-108,5 02,790 .86

58

—

--	--	--	--	--

—

59

—

	141,237,938.98	51,339,544.14		192,577,483.12
	141,237,938.98	51,339,544.14		192,577,483.12

—

10%

50%

2021

10%

51,339,544.14 (2020

—

10%

34,063,826.52)

60

—

	2,106,424,953.87	1,493,659,028.08
+ -		9,716,915.92
	2,106,424,953.87	1,503,375,944.00
—	846,881,629.38	707,097,839.17
—	51,339,544.14	34,063,826.52
	121,586,435.52	68,046,889.10
		1,938,113.68
	2,780,380,603.59	2,106,424,953.87

—

1)

2)

3)

4)

5)

61

—

	4,639,449,467.87	2,625,219,591.47	3,386,979,761.83	1,833,815,317.83
	4,639,449,467.87	2,625,219,591.47	3,386,979,761.83	1,833,815,317.83

—

—

	1	2		
—				
—				
—				
—				
	2,548,604,560.65			2,548,604,560.65
	850,293,193.29			850,293,193.29
	1,016,508,162.35			1,016,508,162.35
	224,043,551.58			224,043,551.58
—				
—				
—				
	4,639,449,467.87			4,639,449,467.87

2021

—
 30% 30 30% 30
 30% 30 40%

824,319,027.20 2022 221,976,100.45 2023 1,128,395,877.13
 2024 59,933,547.12

62

	8,598,826.45	8,044,469.23
	6,068,225.75	5,722,466.83
	1,752,770.34	4,107,390.31
		139,235.10
	16,419,822.54	18,013,561.47

63

	141,391,443.45	132,592,321.89
	65,690,285.85	48,094,648.61
	54,867,733.11	14,873,895.97
	16,195,639.78	10,299,181.59
	15,008,987.15	11,592,147.88
	7,223,378.07	1,417,972.16
	4,043,564.57	3,600,178.17
	4,032,589.16	3,248,767.48
	1,121,428.01	4,591,597.24
	4,014,721.25	4,197,123.10
	313,589,770.40	234,507,834.09

64

	189,215,150.47	181,341,709.80
	49,617,712.53	20,146,274.12
	39,474,111.54	36,250,107.99
	20,331,094.47	40,796,271.58
	15,740,895.94	10,701,855.04
	15,437,966.19	14,801,660.12
	5,983,569.97	4,722,903.29
	18,088,557.24	7,823,837.55
	353,889,058.35	316,584,619.49

65

	463,432,045.86	301,262,273.67
	42,931,062.48	23,660,292.90
	17,693,062.89	7,714,172.62
	16,068,227.58	5,806,321.75
	6,109,289.96	3,303,914.98
	3,662,563.62	2,343,847.50
	3,242,584.81	5,186,441.09
	2,361,258.81	3,399,924.55
	16,794,059.06	10,739,392.00
	572,294,155.07	363,416,581.06

66

	27,776,737.11	3,216,331.19
—	2,618,156.27	

2021

—	-4,868,039.73	
	-790,000.00	-1,690,000.00
	24,736,853.65	1,526,331.19
—	-268,796.08	-350,881.48
	-33,149,815.87	-46,114,665.06
/()	418,302.38	-197,874.19
—	905,240.14	531,739.93
	-7,358,215.78	-44,605,349.61

—

67

—

	60,230,000.00	94,250,000.00
	23,887,500.00	28,667,500.00
	3,035,668.22	4,980,473.44
	2,470,000.00	
2021	2,000,000.00	
2021	1,250,000.00	
(2)	1,512,608.93	2,046,240.42
2019	1,000,000.00	
2021	701,500.00	
2021	611,500.00	
2021	600,000.00	
2021	590,000.00	
2021	577,000.00	
2020	500,000.00	
2020	350,000.00	
		5,600,000.00

2020		3,102,100.00
		1,060,000.00
		1,030,000.00
2020		1,500,000.00
		1,000,000.00
2020		1,578,000.00
		1,000,000.00
2018		1,000,000.00
	13,380,521.18	13,567,691.47
	112,696,298.33	160,382,005.33

68

—

	-7,957,498.53	-1,858,385.09
	7,906,243.20	
	25,223,201.44	
	750,000.00	750,000.00
	442,675.90	132,305.17
	26,364,622.01	-976,079.92

—

69

—

--	--	--

—

70

—

	-1,067,819.33	-494,894.39

2021

—	-1,067,819.33	-494,894.39
	-1,067,819.33	-494,894.39

—

71

—

	-503,263.18	-233,948.47
	-17,406,678.91	2,980,284.71
	-17,909,942.09	2,746,336.24

—

72

—

	618,409.90	-2,903,487.65
	618,409.90	-2,903,487.65

—

73

—

--	--	--

74

—

	118,706.12	120,347.34	118,706.12
	52,237.29	40,835.76	52,237.29
	347,752.05	223,465.72	347,752.05
	518,695.46	384,648.82	518,695.46

—

—

								/
						98,050.68		
							83,654.49	
							26,187.70	

—

75

—

	4,189,500.00	12,798,409.73	4,189,500.00
	1,067,902.00	595,661.31	1,067,902.00
	5,257,402.00	13,394,071.04	5,257,402.00

—

76

1

—

	40,823,638.28	88,521,937.56
	-1,181,937.57	8,034,328.68
	39,641,700.71	96,556,266.24

2

—

	881,510,508.79
/	220,377,627.20
	-62,060,223.63
	-4,674,421.12
	17,202,514.75
	-13,493,392.66
	64,778,903.66
	-79,583,397.32
	-69,688,182.37
	-30,856,363.83
	-2,361,363.97
	39,641,700.71

77

57

78

1

—

	135,051,349.52	151,699,939.35
	62,279,927.35	61,080,779.06
	33,587,134.83	5,918,856.92
	18,438,975.02	33,948,588.82
	616,548.13	574,347.20
	249,973,934.85	253,222,511.35

—

2

—

--	--	--

	140,898,395.70	93,379,255.36
	80,449,317.71	57,760,333.63
	69,887,607.52	31,888,092.77
	59,232,539.44	44,620,581.33
	36,604,252.56	7,204,066.69
	32,746,795.48	24,933,323.52
	24,089,948.29	23,770,137.89
	22,294,548.98	59,420,968.59
	4,189,500.00	12,798,409.73
	1,973,142.14	907,418.35
	472,366,047.82	356,682,587.86

—

3

—

	921,690.06	2,000,000.00
	21,789,552.44	
	22,711,242.50	2,000,000.00

—

4

—

	5,076,000.00	
	3,560,561.64	1,573,883.61
	4,206,801.61	
	12,843,363.25	1,573,883.61

—

5

—

	26,000,000.00	7,000,000.00

2021

	26,000,000.00	7,000,000.00
--	---------------	--------------

—

6

—

	26,067,375.00	5,236,000.00
	107,396,608.62	
	18,243,244.00	
	35,827,268.75	
	187,534,496.37	5,236,000.00

—

79

1

—

1	—	--
	841,868,808.08	714,434,060.13
—	17,291,532.19	157,151.41
	34,529,471.50	21,716,629.78
	35,577,342.98	
	11,624,087.66	9,583,267.98
	17,928,162.44	11,060,413.53
	-152,360.69	1,328.52
	-52,237.29	-40,835.76
	1,067,819.33	494,894.39
	11,234,315.18	-9,147,619.24
	-26,364,622.01	976,079.92

	-3,721,611.92	9,124,381.62
	2,539,674.35	-1,090,052.94
	-30,672,339.97	62,050,562.40
	-1,118,474,837.96	-661,114,997.63
	243,184,236.55	152,529,533.46
	126,444,503.23	77,436,913.00
	163,851,943.65	388,171,710.57
2	--	--
—		
	76,400,986.80	28,187,500.00
3	--	--
—		
—	1,388,350,361.72	1,614,839,765.16
—	1,614,839,765.16	1,849,092,423.76
	-226,489,403.44	-234,252,658.60

2

—	--
—	21,789,552.44
—	--
	4,574,398.27
	17,215,154.17
—	--
	-21,789,552.44

3

—

		5,682,701.00
—		--
		5,682,700.00
		1.00
—		8,018,529.08
—		--
		3,811,726.47
		4,206,802.61
—		--
		-2,335,828.08

—

4

—

—	9,480.21	13,380.39
	1,385,078,866.92	1,614,826,384.77
	3,262,014.59	
	1,388,350,361.72	1,614,839,765.16
	1,388,350,361.72	1,614,839,765.16

—

80

—

81

—

	578,143,956.43	(1)
	32,782,327.74	(2)
	220,966,669.30	(2)

2021

	26,820,600.00	(3)
	858,713,553.47	--

—

—

—

2021 01 22

315,000,000.00

220,966,669.30

32,782,327.74 (34,327,044.72)

2021 12 31

14,000,000.00

26,820,600.00

82

1

—

	--	--	
—	532,181.66	6.3757	3,393,030.61
	--	--	
—	53,931.99	6.3757	343,854.19
	--	--	
—			

—

2

83

—

84

1

—



2


—

85

1

1

—



2021 04 73,480,500 50.68%
30 .00

2021 04 34,675,846 6,676,694.
30 .12 27

2021 07 12,483,583 64.70%
01 .74

2021 07 3,434,851.
01

—

,000

2

—

--	30,000,000.00	6,000,000.00
--		
--	-300,000.00	
--		
--		
--	43,780,500.00	6,483,583.74
--		
	73,480,500.00	12,483,583.74
—	-20,977,124.22	-11,985,367.66
/	52,503,375.78	498,216.08

—

—

—

3

—

—			

	4,574,398.27	4,574,398.27	17,458,716.67	17,458,716.67
	40,251,214.41	40,251,214.41	2,194,740.03	2,194,740.03
	1,353,215.68	1,353,215.68		
	1,763,210.71	1,763,210.71	113,920.73	113,920.73
	18,076,223.25	18,076,223.25		
	6,000,000.00	6,000,000.00		
	197,370.42	197,370.42		
	371,397.85	371,397.85	148,012.19	148,012.19
	120,507.21	120,507.21	49,544.41	49,544.41
—				
	20,886,875.27	20,886,875.27	1,440,409.05	1,440,409.05
	10,277,460.20	10,277,460.20		
	151,875.92	151,875.92		
	41,391,326.41	41,391,326.41	18,524,524.98	18,524,524.98
—	20,414,202.19		6,539,157.32	
	20,977,124.22		11,985,367.66	

—

—

—

4

—

	18,557,298.56	43,780,500.00	25,223,201.44	0.00

2021

	6,483,583.74	6,483,583.74	0.00		0.00

—

5

6

2

1

—

--	--	--	--	--	--	--	--	--

—

2

—

--	
--	
--	
--	
--	

3

-		
-		
-		

3

4

--	--	--	--	--	--	--	--	--	--	--	--	--

	1.00	100.00 %		2022 03 31		1.00	0.00%	0.00	0.00	0.00	0	
	15,678 ,100.0 0	100.00 %		2022 07 01		6,671, 700.19	0.00%	0.00	0.00	0.00		

—
2021 3 31
100%

1

2021 7 6

1500

6%

5

2021 3 10
800

—

5,000

80% 20%
2021 12 31

2021

2021 4 14 1,000
100% 2021 12 31

2021 8 31 1000 2021 12 31 70% 30% 500

2021 9 13 1,000 2021 12 31 100%

2021 11 17 1000 2021 12 31 70% 30%

2021 12 31 1,000 2021 12 31 100%

2021 4 6 100%

2021 7 6 34%

2021

6

1

1

				90.00%		
				99.996%	0.004%	

				100.00%		
				100.00%		
				60.00%	2.00%	
				100.00%		
				51.00%	2.80%	
				53.66%	1.65%	
				51.00%	2.80%	
				51.00%	2.80%	
				100.00%		
				81.00%		
				51.00%	2.80%	
				100.00%		
				70.00%		
				100.00%		
				100.00%		

					100.00%	
					100.00%	
			()		100.00%	
(1)					73.48%	
					100.00%	
					100.00%	
					51.82%	

				40.00%	13.30%	
(1)	(64.70%	
					62.00%	
					62.00%	
					62.00%	
					62.00%	
					62.00%	

5)						
5)					62.00%	
(5)					62.00%	
					55.31%	
5)					38.72%	
5)					38.72%	
					53.80%	
			;		55.31%	
			;		62.07%	
			;		72.00%	

2021

5)					49.66%	
					20.00%	
					67.50%	
					56.00%	

—

—

—

—

—

2

—

	10.00%	26,259,568.49	9,000,000.00	84,678,151.84

—

—

3

—

	1,122, 380,92 1.89	50,758 ,244.6 5	1,173, 139,16 6.54	302,01 7,007. 94	3,458, 000.00	305,47 5,007. 94	880,76 1,220. 46	50,975 ,678.2 6	931,73 6,898. 72	218,79 6,213. 13	2,000, 000.00	220,79 6,213. 13

—

	848,067,47	229,670,12	229,670,12	139,290,01	590,659,10	231,105,97	231,105,97	231,105,97	235,706,99

2021

		7.34	7.34	2.56	5.28	6.67	6.67	5.61
--	--	------	------	------	------	------	------	------

-

4

	11,635,869.22	7,164,575.49	11,569,796.23	5,937,647.22
--				
--				
--	967,217.18		967,217.18	
	12,603,086.40	7,164,575.49	12,537,013.41	5,937,647.22
	13,725,236.62	44,016,316.42	4,633,227.27	27,919,787.12
	265,128.54	-2,646.71	36,560.37	-13,882.34
	6,328.70	956,789.55		179,738.60
	-35,804.56	2,767,990.64	586,540.32	2,775,897.08
	-35,804.56	2,767,990.64	586,540.32	2,775,897.08

3

—

	/					/			
	454,787,0	42,808,69	107,521,2	60,533,99	19,676,03	170,402,2	9,573,515	108,181,7	116,953,7
	71.35	3.37	08.85	6.84	9.65	91.98	.94	38.80	86.09
	16,237,68	14,928,61	34,341,92	497,187.3	1,908,476	25,984,94	2,072,987	20,605,44	131,512.8
	5.77	3.88	7.46	4	.24	8.75	.00	4.52	5
	471,024,7	57,737,30	141,863,1	61,031,18	21,584,51	196,387,2	11,646,50	128,787,1	117,085,2
	57.12	7.25	36.31	4.18	5.89	40.73	2.94	83.32	98.94

2021

	13,225,10	19,338,60	50,397,95	14,006,58	11,645,07	16,340,11	3,420,773	46,711,25	96,813,75
	3.48	5.16	0.62	3.28	7.04	6.15	.90	1.21	9.12
	23,585,50		10,609,76			11,131,27		10,996,45	
	0.00		3.64			6.94		8.35	
	36,810,60	19,338,60	61,007,71	14,006,58	11,645,07	27,471,39	3,420,773	57,707,70	96,813,75
	3.48	5.16	4.26	3.28	7.04	3.09	.90	9.56	9.12
	434,214,1	38,398,70	80,855,42	47,024,60	9,939,438	168,915,8	8,225,729	71,079,47	20,271,53
	53.64	2.09	2.05	0.90	.85	47.64	.04	3.76	9.82
	14,936,96	15,359,48	15,362,53	4,702,460	2,403,356	24,475,90	3,290,291	13,505,10	2,027,153
	6.89	0.84	0.19	.09	.31	6.32	.62	0.01	.98
--				5000					
--									
--	16,348,42	21,548,10	-838,248.	29,214,2. 4					
	4.25	6.96	89						

40

	1,659,696	30,172,97	16,775,78	24,343,06	-33,876,9	17,021,98	3,403,468	14,821,04	17,921,89
	.53	3.05	1.45	1.10	52.21	8.91	.09	1.32	3.73
			1,480,789						
			.00						

4

—

	/	/
—	--	--
	15,078,873.24	26,857,519.94
	--	--
--	-18,445,521.60	-10,938,697.70
--	-18,445,521.60	-10,938,697.70
—	--	--
	25,693,470.59	33,627,690.92
	--	--
--	-672,890.08	699,353.14
--	-672,890.08	699,353.14

5

6

—

--	--	--	--

2021

7

2021 12 31

—

—

—

1

—

	--	--	--	--
1.			256,673,410.71	256,673,410.71
	226,938,600.00			226,938,600.00
	226,938,600.00		256,673,410.71	483,612,010.71
			3,738,864.45	3,738,864.45
			3,738,864.45	3,738,864.45
	--	--	--	--

2

3

4

5

6

7

8

9

4

()	
()	
()	
()	
	10%

5

1

/

—

		63,591,143.55	65,000,000.00		33,480,370.13
		31,132,075.28			
		10,196,965.84			5,919,418.38
		6,792,452.64			3,199,528.21
		6,694,884.87			
		5,660,377.28	4,000,000.00		3,018,867.79

2021

		3,372,177.93	20,000,000.00		
		2,394,559.51			
		188,679.25			
		137,704.37			
		26,836.84			
					13,016,388.11
					4,047,169.83
					3,630,483.72
					1,886,792.40

/

—

		413,921,513.28	363,074,336.26
		367,551,262.77	326,762,983.32
		24,870,676.57	20,726,108.49
		10,732,790.86	
		6,203,034.58	14,082,935.88
		2,536,210.13	
		2,287,195.46	
		2,284,374.91	2,252,972.59
		1,028,301.89	
		617,499.30	315,063.00
		396,148.28	155,660.38
		339,107.80	12,138,636.10
		151,819.86	193,003.89
		96,068.86	3,863,994.99
		33,609.73	308,635.36
		6,327.43	17,782,851.63

		10,732,790.86	52,590.68		
		6,599,784.51	61,195.48		
		2,676,456.71	11,301.21	1,621,481.21	3,584.74
		1,594,573.75	214,524.26	4,993,450.00	33,915.93
		1,090,000.00	568.59		
		283,842.81	3,643.12		
		269,384.19	1,068.96		
		153,406.95	608.74		
		5,087,104.93	50,871.05		
		311,868.36	3,118.68		
		286,499.36	2,864.99		
		199,225.48		134,850.34	
		60,000,000.00		97,000,000.00	
		24,010,961.26		17,912,335.31	
		479,245.20			
		50,000.00		267,507.11	
				4,020,000.00	

2

—

		11,797,723.94	8,349,516.10
		5,805,652.00	
		4,399,311.06	3,476,941.80
		3,955,639.52	1,550,222.54
		456,918.95	319,214.58
		453,868.34	
			188,679.24
		2,500,000.00	2,500,000.00
		460,000.00	460,000.00

7

8

1

	0.00
	105,068,101.23
	3,352,498.80
	2018 12 48 10.726 /
	2021 12 31 2018 5.366 / 12 48 2020 9.25 12 48 12 48 / 1.64

(a)

(a)2018


2018 9 3 2018 < 2018 2018

() > < 2018 2018 10

>

16

2018 12,484,000 A 308 1 8.23 160



2018 10 2 1 45 2018 11 23
 2,500,562 12 14 3
 2019 3 56,000 8.149 /
 2020 2020 4 22 2019 2019
 2020 3 31 680,468,891 10 1 10 5
 2018
 11,942,850 17,914,275
 8.149 / 5.366 / 2,951,400 4,427,200
 16.369 / 10.846 / 2020 64
 364,800 5.366 / 2021
 / (20%) 12
 24 / (40%) 24
 36 / (40%) 36
 48

(2)2020

2020 7 27 2020 < 2020 ()>
 < 2020 >
 2020 7 27 2 "2<11"~50A 650,000
 A 1 699 27,540,000 A
 1 9.25 2020
 2021 7 23 2021 7 23 108 2,400,000

2021

25%

A

Black-Scholes

/ / 2021 12 31 /

2021

130,357,949.23 (2020 -89,733,085.90)

2021 12 31 / 1.64

2

—

2

1

2

3

1

—

--	--	--	--

2

—

	124,518,372.72
	124,518,372.72

3

4

2022 3 25

10.62

2021 12 31

13.02

2.4

1

1

—

--	--	--	--

2

--	--	--

2

3

1

2

4

5

—

--	--	--	--	--	--	--

6

1

3

—

2

—

	2,497,570,295.14	1,420,143,854.40	848,067,473.53	-126,332,155.20	4,639,449,467.87
	1,448,366,793.10	896,417,848.82	400,290,719.74	-119,855,770.19	2,625,219,591.47

2021

	4,903,745.57	19,124,261.58	11,523,111.51	-2,401,302.79	33,149,815.87
	26,324,364.69	877,731.64	37,142.07	-2,502,384.75	24,736,853.65
	-24,027,254.24	11,763,036.94	-719,439.49	5,026,158.26	-7,957,498.53
	-17,135,897.56	1,585,784.71	-2,359,829.24	0.00	-17,909,942.09
	1,335,914.30	-511,612.73	-205,891.67	0.00	618,409.90
	57,069,157.85	34,748,898.75	5,562,103.26	2,278,904.72	99,659,064.58
	479,801,853.52	419,797,190.10	224,302,020.13	-242,390,554.96	881,510,508.79
	1,992,540.88	-47,296,634.50	5,368,107.21	294,285.70	-39,641,700.71
	481,794,394.40	372,500,555.60	229,670,127.34	-242,096,269.26	841,868,808.08
	8,171,129,426.54	2,303,918,228.57	1,173,139,166.54	-2,798,399,548.17	8,849,787,273.48
		280,392,485.32	305,475,007.94	-227,012,166.02	2,323,689,086.25
	106,717,273.85	91,091,514.31	21,864,428.21	0.00	219,673,216.37

3

4

7



—										
	891,94 9,364.3 3	100.00 %	57,082, 254.84	6.40%	834,86 7,109.4 9	707,80 1,851.0 8	100.00 %	49,706, 609.33	7.02%	658,095, 241.75
	891,94 9,364.3 3	100.00 %	57,082, 254.84	6.40%	834,86 7,109.4 9	707,80 1,851.0 8	100.00 %	49,706, 609.33	7.02%	658,095, 241.75

—

—

—

—

	891,949,364.33	57,082,254.84	6.40%
	891,949,364.33	57,082,254.84	--

—

—

—

—

—

—

1	1	704,448,489.10
1	2	106,308,917.55
2	3	32,067,243.81
3		49,124,713.87
3	4	15,181,458.62
4	5	13,343,528.42
5		20,599,726.83
		891,949,364.33

2

—

—

	49,706,609.33	9,236,168.83		-1,860,523.32		57,082,254.84
	49,706,609.33	9,236,168.83		-1,860,523.32		57,082,254.84

—

—

--	--	--

3

—

	1,860,523.32

—

—

--	--	--	--	--	--

—

4

—

	168,200,183.15	18.86%	14,538,201.43
	119,169,151.29	13.36%	2,646,599.72
	68,172,717.04	7.64%	501,090.99
	67,611,415.78	7.58%	191,062.56
	65,638,331.53	7.36%	85,518.35
	488,791,798.79	54.80%	

5

6

—

2

—

	923,691,034.89	485,355,134.31
	923,691,034.89	485,355,134.31

1

1

—

--	--	--

2

--	--	--	--	--

—

3

2

1

—

()		
-----	--	--

2

1

—

()				
-----	--	--	--	--

3

—

3

1

—

	882,943,485.35	445,069,656.62
	37,756,054.81	37,900,431.43
	4,110,449.42	3,210,689.01
	924,809,989.58	486,180,777.06

2

—

	12	()	()	
2021 1 1	825,642.75			825,642.75
2021 1 1	—	—	—	—
	293,311.94			293,311.94
2021 12 31	1,118,954.69			1,118,954.69

—

1 1		908,487,101.17
1 2		16,322,888.41
		924,809,989.58

3

—

—

	825,642.75	293,311.94				1,118,954.69
	825,642.75	293,311.94				1,118,954.69

—

—

--	--	--

4

—

--	--

—

—

--	--	--	--	--	--

—

5

—

		250,323,492.72	1	27.07%	
		176,235,120.51	1	19.06%	
		165,615,159.58	1	17.91%	
		59,595,134.22	1	6.44%	
		56,109,282.75	1	6.07%	
	--	707,878,189.78	--	76.55%	

6

—

--	--	--	--	--

7

8

—

3

—

	4,155,616,167. 21		4,155,616,167. 21	4,007,445,544. 44		4,007,445,544. 44
	38,449,966.63		38,449,966.63	36,215,253.54		36,215,253.54
	4,194,066,133. 84		4,194,066,133. 84	4,043,660,797. 98		4,043,660,797. 98

1

—

	()					()	
	95,114,526.7 6				153,655.74	95,268,182.5 0	
	4,257,017.78				1,443,960.51	5,700,978.29	
	15,290,749.3 8					15,290,749.3 8	
	4,319,676.00					4,319,676.00	
	10,405,815.4 2	120,000,000. 00			6,594,659.22	137,000,474. 64	
	1,237,099.00	24,500,000.0 0				25,737,099.0 0	

2021

7,462,223.45

2,696,877.19

10,159,10

	30,277, 606.32			1,007,7 84.82						31,285, 391.14	
	30,277, 606.32			1,007,7 84.82						31,285, 391.14	
	36,215, 253.54			2,234,7 13.09						38,449, 966.63	

3

4

		40,324,517.74	1,104,658,425.96	1,535,876,792.38	849,326,369.04
		25,014,593.54	25,014,593.54	18,580,377.57	18,580,377.57
		1,965,339,111.28	1,129,673,019.50	1,554,457,169.95	867,906,746.61

	1	2	

2021

—				
—				
—				
	1,940,324,517.74			

—

30 30% 30

30% 30 40%

—

2022 70,883,881.77 2023 462,769,348.90 375,258,383.76

16,627,083.38 2024

5

	244,993,440.00	74,400,000.00
	2,234,713.09	2,862,956.23
	-4,444,290.00	
	242,783,863.09	77,262,956.23

6

1

--	--	--

2021

	8,058,603.89	
	112,015,005.28	
	-273,243.06	
	-625,143.43	
	25,223,201.44	
	-3,816,464.75	
	-1,040,947.91	
—	12,179,636.27	
	3,159,431.55	
	124,201,943.64	--

—

1 —

		2011 10
		13
		[2011]100
		13%
	1,512,608.93	2019 4 1
		16%
		3%

--	--	--

2

		/	/
	14.52%	0.83	0.81
	12.39%	0.71	0.69

3

1

2

3

4